BP706T · B.Pharm Semester VII · Theory Notes

Pharmacy Practice

Unit V — Prescribing Guidelines, Essential Drugs and Rational Therapy (9 hours)

Unit V (9 hours)

Pills & Python Notes

From-zero teaching standard: every technical term is defined before use.

Syllabus coverage: Unit V (9 hours).

PILLS & PYTHON

Pharmacy • Data • AI • Healthcare

Instagram @pillsandpython · pillsandpython.com · YouTube @PillsAndPython

CHAPTER 13: Prescribing Guidelines — Pediatrics, Geriatrics, Pregnancy/Lactation, and ISMP High-Risk Medicines

Inside This Chapter

- Why "one dose fits all" is dangerous: special populations
- Pediatrics: why children are not small adults, age-based dosing caution
- Geriatrics: polypharmacy and age-related organ decline
- Pregnancy and lactation: teratogenicity and risk awareness
- ISMP and the concept of high-alert (high-risk) medicines, with safeguard strategies
- Pharmacy relevance, India context, mnemonics, and exam questions

Learning Objectives

After studying this chapter, you should be able to:

1 Explain why prescribing needs extra care in special populations.

2 Describe why children need age/weight-based dosing and what makes them vulnerable.

3 Explain polypharmacy and organ decline in geriatric patients.

4 Define teratogenicity and explain prescribing caution in pregnancy and lactation.

5 Explain the ISMP concept of high-alert (high-risk) medicines in general terms.

6 List safeguard strategies that reduce harm from high-alert medicines.

7 Describe the pharmacist's role in protecting special populations and handling high-alert medicines.

8 Give one example each of a prescribing precaution for pediatrics, geriatrics, pregnancy, and lactation.

Definitions

- **Special population** — A group needing extra prescribing care because their bodies handle medicines differently: children, elderly, pregnant women, breastfeeding mothers.
- **Pediatrics** — The branch of medicine dealing with children (from newborns to adolescents).
- **Geriatrics** — The branch of medicine dealing with the health of elderly (older) people.
- **Polypharmacy** — Taking many medicines at the same time (commonly five or more), which raises the risk of interactions and errors.
- **Teratogenicity** — The ability of a substance (including a medicine) to harm the developing baby in the womb, causing birth defects.

- **Teratogen** — Any substance that can cause birth defects when the mother is exposed during pregnancy.
- **Lactation** — The period when a mother produces breast milk and feeds her baby; some medicines pass into breast milk.
- **ISMP** — Institute for Safe Medication Practices: an organization that works to prevent medication errors; it promotes the concept of "high-alert medications."
- **High-alert (high-risk) medicine** — A medicine that is more likely to cause serious harm to the patient if it is used incorrectly — not necessarily more likely to cause an error, but more dangerous when an error happens.
- **Safeguard** — A protective system or double-check designed to catch errors before they reach the patient.

Terminology Table

Term	What it means in simple words	How to remember
Special population	Group needing extra medicine care	"Special" = handle with care
Pediatrics	Children's medicine	"Ped" = child (like pediatrician)
Geriatrics	Elderly people's medicine	"Geri" = old age (like generation)
Polypharmacy	Many medicines at once	"Poly" = many, "pharmacy" = medicines
Teratogenicity	Medicine harming the unborn baby	"Terato" = monster/deformity — birth defects
Teratogen	The harm-causing substance itself	The "-gen" = the thing that generates harm
Lactation	Breastfeeding period	Milk production time
ISMP	Group fighting medicine errors	"Safe Medication Practices" is in the name
High-alert medicine	Small error → big harm	"High alert" = handle like an alarm
Safeguard	Safety double-check system	A safety net under a tightrope walker

Concept-by-Concept Explanations

1. Why Special Populations Need Special Prescribing Care

Concept. A standard adult dose is calculated for a typical healthy adult body. Children, elderly people, pregnant women, and breastfeeding mothers process medicines differently — so the same dose can be too much, too little, or harmful.

Simple explanation. Four reasons doses can't be "one size fits all":

- **Body size and composition** differ (a 10 kg child vs a 70 kg adult).
- **Organs work differently** — a newborn's liver and kidneys are immature; an elderly person's kidneys are weaker.
- **An extra life is involved** — in pregnancy, the medicine may reach the unborn baby; in lactation, it may pass into breast milk.

- **Multiple diseases and medicines** — elderly patients often take many drugs, multiplying interaction risks.

Example. A painkiller dose safe for a 70 kg adult could be an overdose for a 12 kg toddler — and could harm an unborn baby if taken by a pregnant woman without guidance. Same tablet, three different risk stories.

Key takeaway. Before dispensing, the pharmacist must always ask: *Who is this medicine for — a child, an elderly person, a pregnant or breastfeeding woman?* The answer changes everything.

2. Pediatrics: Children Are Not Small Adults

Concept. Children differ from adults not just in size but in how their bodies absorb, break down, and remove medicines — and these differences change with age (newborn → infant → child → adolescent).

Simple explanation. Key cautions in pediatrics:

- **Age/weight-based dosing:** children's doses are calculated from body weight (mg per kg) or age — never guess, and never simply halve an adult dose without a proper calculation.
- **Immature organs:** newborns' livers and kidneys cannot clear medicines as fast as adults', so medicines stay longer in their bodies.
- **Vulnerability:** small bodies have small safety margins — a small measuring mistake (mL vs teaspoon) becomes a big overdose.
- **Different formulations needed:** children often need syrups/suspensions, not tablets; measuring devices (syringe, marked cup) must be used, never kitchen spoons.
- **Communication:** young children cannot describe side effects — parents/caregivers must be counselled to watch for warning signs.

Example. A doctor prescribes an antibiotic syrup: "5 mL twice daily for a 12 kg child." The pharmacist must verify the dose matches the child's weight, dispense with a proper measuring syringe, and teach the parent to measure exactly 5 mL — not "one spoon."

Textual diagram — pediatric dosing safety chain:

```
Child's WEIGHT known?
   NO → weigh the child / ask the doctor — NEVER guess
   YES
    |
    v
Dose calculated as mg per kg?
    |
    v
Correct liquid FORMULATION + measuring device given?
    |
    v
Parent COUNSELLED: exact mL, timing, duration, warning signs?
    |
    v
Safe pediatric dispensing complete
```

Key takeaway. In pediatrics: weigh, calculate (mg/kg), measure precisely, counsel the caregiver. "Small adult" thinking kills — children need their own math.

3. Geriatrics: Polypharmacy and Organ Decline

Concept. Aging changes the body: kidneys filter slower, the liver processes slower, body water decreases, and sensitivity to many medicines increases. Elderly patients also commonly have several diseases — and therefore several medicines.

Simple explanation. Key cautions in geriatrics:

- **Polypharmacy:** taking many medicines together raises the risk of drug interactions, duplicate therapy (two drugs doing the same thing), and side effects.
- **Organ decline:** weaker kidneys and liver mean medicines stay longer — standard adult doses may accumulate and cause toxicity. Doses often need reduction ("start low, go slow").
- **Sensitivity:** elderly patients may be more sensitive to medicines affecting the brain (drowsiness, confusion, falls) and blood pressure (dizziness on standing).
- **Adherence challenges:** many tablets, complex schedules, poor eyesight, forgetfulness — the pharmacist's counselling and aids (pill organizers, Chapter 11) matter enormously.
- **Fall risk:** dizziness or drowsiness from medicines can cause falls and fractures — a major danger in the elderly.

Example. A 75-year-old takes medicines for blood pressure, diabetes, arthritis, and sleep — eight tablets. The pharmacist spots two painkillers with the same effect (duplication) and a sleeping tablet that increases fall risk, then discusses this with the prescriber. A medication review prevents harm.

Textual diagram — geriatric medicine review:

```
List ALL medicines (prescribed + OTC + herbal)
        |
        v
Check for: duplicates? interactions? unnecessary drugs?
        |
        v
Check doses: too high for weak kidneys/liver? ("start low, go slow")
        |
        v
Check risks: drowsiness? dizziness? fall risk?
        |
        v
Simplify: fewer tablets? easier schedule? pill organizer?
        |
        v
Counsel patient + family; discuss concerns with prescriber
```

Key takeaway. In geriatrics: fewer, simpler, lower — review every medicine, watch the kidneys, and protect against falls.

4. Pregnancy: Teratogenicity and Risk Awareness

Concept. During pregnancy, medicines taken by the mother can cross the placenta (the organ connecting mother and baby) and reach the developing baby — especially dangerous in the early months when organs are forming.

Simple explanation.

- **Teratogenicity** = a medicine's ability to cause birth defects in the unborn baby.
- The **first trimester** (first 3 months) is the highest-risk period because the baby's organs are forming — but caution applies throughout pregnancy.

- **Risk awareness** means: no medicine in pregnancy is "automatically safe" — every prescription must weigh the mother's need against the baby's risk, and the decision belongs to the doctor.
- The pharmacist's role: always ask a woman of childbearing age whether she is pregnant (or planning pregnancy) before dispensing; counsel on prescribed medicines; never recommend OTC or herbal products as "safe in pregnancy" without a doctor's say-so.
- Some well-known risky situations (general concept): certain acne, epilepsy, and blood-thinning medicines are classic examples doctors handle with extreme caution — the pharmacist flags and refers, never decides alone.

Example. A young woman asks the pharmacist for an acne medicine she heard about. The pharmacist asks, "Are you pregnant or planning pregnancy?" She says she is trying to conceive. The pharmacist refuses to recommend it casually and refers her to her doctor, explaining that some acne medicines can seriously harm an unborn baby.

Key takeaway. In pregnancy: assume no medicine is automatically safe — ask, flag, refer to the doctor, and never guess.

5. Lactation: Medicines and Breast Milk

Concept. Many medicines taken by a breastfeeding mother pass into breast milk in small amounts — and the nursing baby then swallows them.

Simple explanation.

- **What matters:** how much of the drug enters milk, the baby's age (newborns are most vulnerable), and how much milk the baby drinks.
- **Caution, not panic:** breastfeeding has enormous benefits; the goal is to choose medicines that are compatible with breastfeeding, not to stop breastfeeding unnecessarily.
- **Pharmacist's role:** check whether a prescribed medicine is considered compatible with breastfeeding (as per the latest guidelines/notifications — confirm the current edition); advise on timing (e.g., taking the dose right after a feed, if the doctor advises); refer any doubt to the doctor.
- **Warning signs:** counsel the mother to watch the baby for unusual sleepiness, poor feeding, or rash, and to report them promptly.

Example. A breastfeeding mother is prescribed an antibiotic. The pharmacist confirms with current references that it is considered compatible, dispenses it, and advises: "Continue breastfeeding. Watch the baby for loose stools or rash and tell your doctor if you notice anything unusual."

Key takeaway. In lactation: check compatibility, time doses smartly if advised, watch the baby — and protect breastfeeding whenever safely possible.

6. ISMP and High-Alert (High-Risk) Medicines: The Concept

Concept. ISMP (Institute for Safe Medication Practices) is an organization devoted to preventing medication errors. One of its most important ideas is the **high-alert medication** concept: certain medicines are not more likely to be involved in errors, but when an error does happen, the harm to the patient is much more serious.

Simple explanation.

- **High-alert ≠ high-error.** These medicines don't cause more mistakes — mistakes with them cause more damage. Example concept: a 10-fold overdose of a vitamin vs a 10-fold overdose of a blood thinner — the second can be fatal.
- **Why they are risky:** they often have a narrow safety margin (small difference between helpful dose and harmful dose), complex dosing, or powerful effects on vital functions (heart, blood clotting, blood sugar, breathing).
- **General examples of the *type* (concept only, not an official list):** blood thinners, concentrated electrolytes, insulin and other blood-sugar-lowering medicines, strong painkillers (opioids), chemotherapy medicines, and medicines given by injection in emergencies. (No specific official list contents are claimed here — institutions maintain their own high-alert lists as per the latest guidelines — confirm the current edition.)
- **The pharmacist's mindset:** every high-alert medicine gets extra attention — double-checks, clear labelling, and patient counselling.

Example. Insulin: a decimal-point error (10 units vs 100 units) can be life-threatening. Treating every insulin prescription as high-alert — independent double-check of the dose, clear counselling on measurement — is the safeguard mindset in action.

Key takeaway. High-alert medicines deserve high-alert handling: the error rate isn't higher, but the price of an error is.

7. Safeguard Strategies for High-Alert Medicines

Concept. Safeguards are system-level protections — not relying on memory or being careful, but building checks into the process.

Simple explanation. General safeguard strategies (used by hospitals and pharmacies worldwide):

1. **Independent double-check:** a second pharmacist verifies the drug, dose, and patient before dispensing.
2. **Clear labelling and storage:** high-alert medicines stored separately and labelled with warning stickers ("HIGH ALERT").
3. **Standardized concentrations and dosing tools:** avoid confusing strengths; use proper measuring devices.
4. **Limit access:** keep the most dangerous items where only trained staff handle them.
5. **Patient counselling:** teach the patient/family the warning signs of overdose or side effects.
6. **Written protocols:** step-by-step procedures so nothing depends on one person's memory.
7. **Error reporting culture:** every near-miss is reported and studied — blame-free — so the system improves.

Textual diagram — the safeguard layers (like slices of Swiss cheese; holes must not line up):

```
LAYER 1: Prescriber writes clearly, right dose
LAYER 2: Pharmacist double-checks independently
LAYER 3: Clear HIGH-ALERT labelling + separate storage
LAYER 4: Right measuring device, standardized strength
LAYER 5: Patient counselled on use + warning signs
──────────────────────────────────────────────────
If one layer has a "hole" (a miss), the next layer
catches it. Harm reaches the patient only if ALL
layers fail at once — safeguards make that rare.
```

Key takeaway. Safety is a system, not a superhero. Build layers of checks so that no single mistake can reach the patient.

Classifications

Classification of special populations in prescribing:

```
Special populations
├── Pediatrics (newborn → adolescent): weight-based dosing, immature organs
├── Geriatrics (elderly): polypharmacy, organ decline, fall risk
├── Pregnancy: teratogenicity risk, placenta transfer
└── Lactation: drug transfer into breast milk, watch the baby
```

Classification of safeguard strategies:

```
Safeguards for high-alert medicines
├── People: independent double-check, trained staff only
├── Process: written protocols, standardized concentrations
├── Place: separate storage, warning labels
├── Patient: counselling on warning signs
└── Learning: blame-free error/near-miss reporting
```

Mechanisms / Processes

How a medicine reaches the unborn baby (pregnancy mechanism):

```
Mother takes medicine → absorbed into mother's blood →
crosses the PLACENTA → reaches baby's blood →
IF during organ formation (first trimester): highest risk of birth defects
```

How a medicine reaches the nursing baby (lactation mechanism):

```
Mother takes medicine → in mother's blood →
passes into BREAST MILK (small amounts) →
baby drinks milk → baby swallows the medicine →
watch baby for: unusual sleepiness, poor feeding, rash
```

How polypharmacy causes harm (geriatric mechanism):

```
More medicines → more chances of:
  ├── drug–drug interactions (one drug changes another's effect)
  ├── duplicate therapy (two drugs, same job → double dose effect)
  ├── side effects adding up (drowsiness + dizziness → fall)
  └── confusion → missed or doubled doses
```

Textual Diagrams and Flowcharts

Diagram 1 — Special-population prescribing check (the pharmacist's 4 questions):

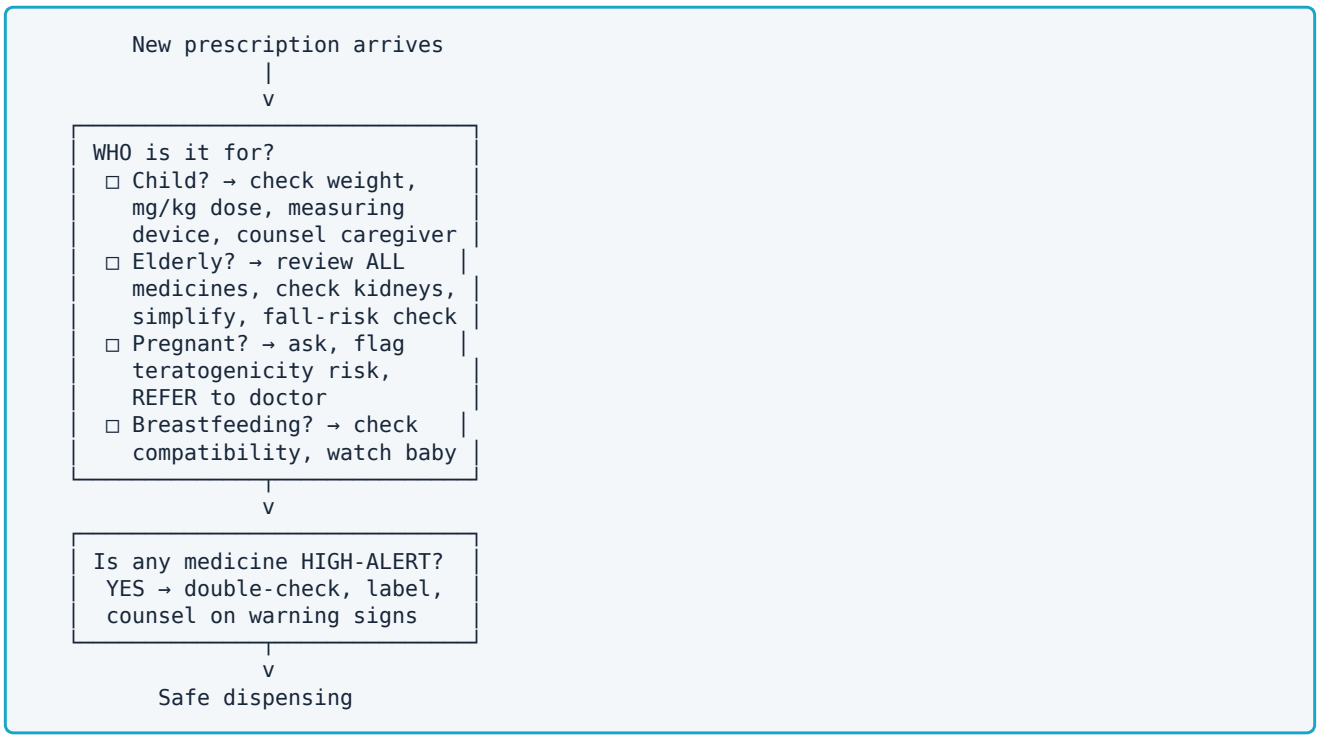

Diagram 2 — High-alert medicine handling flow:

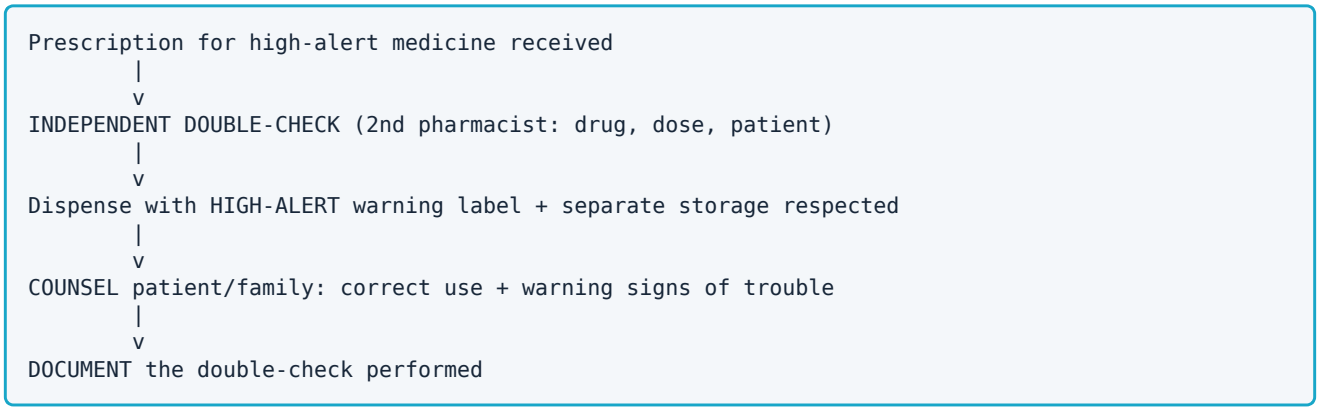

INFOGRAPHIC CONCEPT: A one-page poster titled "Handle With Extra Care" divided into five panels: (1) a child on a weighing scale — "Weigh → mg/kg → measure exactly"; (2) an elderly person with many pill bottles — "Review all → start low, go slow → watch falls"; (3) a pregnant silhouette with a shield — "Ask → flag → refer to doctor"; (4) a mother breastfeeding — "Check compatibility → watch the baby"; (5) a medicine bottle with a red alarm bell — "HIGH-ALERT: double-check, label, counsel." Bottom ribbon: "Special patient? Special care. High-alert drug? High-alert handling."

Tables

Table 1 — Special populations: key risks and pharmacist actions:

Population	Key risk	Pharmacist's action
Pediatrics	Wrong dose (small safety margin), immature organs	Verify mg/kg dose, give measuring device, counsel caregiver
Geriatrics	Polypharmacy, weak kidneys/liver, falls	Review all medicines, suggest simplification, fall-risk counselling
Pregnancy	Teratogenicity (birth defects), placenta transfer	Ask about pregnancy, flag risks, refer to doctor
Lactation	Drug passing into breast milk	Check compatibility, advise timing if directed, watch baby

Table 2 — High-alert concept vs common misunderstanding:

Common misunderstanding	Correct concept
High-alert drugs cause more errors	Errors aren't more frequent — harm from an error is more serious
Only hospital drugs are high-alert	Any setting handling them needs safeguards
Being careful is enough	Systems (double-checks, labels, protocols) beat memory
The list is fixed forever	Institutions maintain their own lists; confirm the current edition

Table 3 — Safeguard strategies at a glance:

Strategy	What it does	Example
Independent double-check	Second person verifies	Two pharmacists check insulin dose
Warning labels + separate storage	Prevents mix-ups	"HIGH ALERT" sticker, separate shelf
Standardized strengths	Reduces confusion	One standard concentration stocked
Patient counselling	Catches problems early	Teach warning signs of overdose
Blame-free reporting	System learns	Near-miss reported, process fixed

Examples

1. **Pediatric:** A 4-year-old (16 kg) is prescribed antibiotic syrup. The pharmacist calculates the mg/kg dose, confirms it matches, dispenses a 5 mL measuring syringe (not a kitchen spoon), and teaches the mother exact measurement and the full 5-day course.
2. **Geriatric:** An 80-year-old on nine medicines feels dizzy. The pharmacist's review finds two sedating medicines taken together at night; after discussing with the prescriber, the regimen is simplified, and a pill organizer is provided.
3. **Pregnancy:** A woman in her first trimester asks for a painkiller for back pain. The pharmacist asks about the pregnancy, explains that not all painkillers are safe in pregnancy, and refers her to her doctor instead of recommending one casually.
4. **Lactation:** A nursing mother needs an antibiotic. The pharmacist checks current references, confirms compatibility, and counsels her to continue breastfeeding while watching the baby for loose stools or rash.
5. **High-alert:** A prescription for a blood thinner arrives. The pharmacist independently double-checks the dose with a colleague, applies a HIGH-ALERT label, and counsels the patient on bleeding warning signs (unusual bruising, nosebleeds) and what to do.

Analogies

- **Children are not small adults — a child's dose is not a shrunken adult dose**, just as a baby's shoe is not a shrunken adult shoe; it is designed differently for a different foot.
- **Polypharmacy is like too many cooks in a kitchen.** Each cook (medicine) is fine alone, but together they bump into each other, spoil dishes (interactions), or cook the same dish twice (duplication).
- **Teratogenicity risk is like construction during an earthquake.** Building a house (baby's organs forming) while the ground shakes (harmful medicine present) can leave permanent cracks — timing matters most.
- **High-alert medicines are like high-voltage electricity.** Electricity doesn't cause more accidents than other tools, but when something goes wrong, the damage is severe — so you use insulated tools, warning signs, and double-checks.
- **Safeguard layers are like multiple nets under a trapeze artist.** One net might have a hole; five nets make a fall-through nearly impossible.

Pharmacy Relevance

- The pharmacist is the last checkpoint before the medicine reaches special-population patients — the final chance to catch a dosing or safety error.
- Pediatric dose verification, geriatric medication review, pregnancy/lactation screening questions, and high-alert double-checks are core clinical pharmacy services.
- These activities directly prevent the most serious medication harms: pediatric overdoses, geriatric falls and interactions, birth defects, and high-alert injuries.
- Building a reputation for careful handling of high-alert medicines and vulnerable patients strengthens the pharmacist's clinical role in hospitals and community practice.

India Context

- In India, children and elderly patients form large populations, and community pharmacists frequently dispense for them — weight-based pediatric verification and geriatric review are daily, practical skills.
- Self-medication is common; pharmacists in India must be especially alert when pregnant or breastfeeding women request OTC or herbal products, asking about pregnancy status and referring to doctors rather than assuming safety.
- Indian hospitals increasingly adopt medication-safety practices including high-alert medicine policies; pharmacists should follow their institution's current high-alert list and protocols (as per the latest guidelines/notifications — confirm the current edition).
- Government maternal and child health programs emphasize safe medicine use in pregnancy and lactation — pharmacists support these goals through counselling at the community level.
- Low health literacy makes the pharmacist's counselling role (Chapters 11–12 skills) even more critical for caregivers of children and elderly patients.

Key Points

1. Special populations (children, elderly, pregnant, breastfeeding) handle medicines differently — standard adult dosing does not apply.
2. Pediatrics: weight-based (mg/kg) dosing, immature organs, precise measuring devices, counsel the caregiver.
3. Geriatrics: polypharmacy risks (interactions, duplication), organ decline ("start low, go slow"), fall risk, simplify regimens.
4. Pregnancy: teratogenicity = medicine-caused birth defects; highest risk in the first trimester; ask, flag, refer — never guess.
5. Lactation: medicines can pass into breast milk; check compatibility, watch the baby for warning signs.
6. ISMP promotes the high-alert medication concept: errors aren't more frequent, but harm is more serious.
7. Safeguards: independent double-checks, warning labels, separate storage, standardized strengths, patient counselling, written protocols, blame-free reporting.
8. Safety is a system of layers — no single mistake should be able to reach the patient.

Common Confusions

- **High-alert vs high-error:** High-alert medicines are not involved in *more* errors; errors with them cause *more serious* harm. This distinction is the heart of the ISMP concept.
- **"Natural/herbal = safe in pregnancy":** Natural does not mean safe for the unborn baby. Never assume — refer to the doctor.
- **Halving an adult dose for a child:** Wrong. Children's doses are calculated from weight (mg/kg) or age-based references — never by guessing fractions of adult doses.
- **Stopping breastfeeding "to be safe":** Unnecessary in most cases. The right move is checking compatibility and monitoring — breastfeeding's benefits are large.
- **Polypharmacy = always bad:** Taking many medicines is sometimes necessary. The problem is *inappropriate* polypharmacy — duplicates, interactions, and drugs no longer needed.

Common Mistakes

1. **Dispensing without asking "who is it for"** — missing that the patient is pregnant, breastfeeding, a child, or elderly.
2. **Guessing pediatric doses** — or using kitchen spoons instead of proper measuring devices.
3. **Ignoring polypharmacy** — dispensing the 8th medicine without reviewing the other seven.
4. **Recommending OTC/herbal products to pregnant women** without a doctor's input.
5. **Treating high-alert medicines routinely** — skipping the double-check "because it's a regular prescription."

6 **Blaming instead of reporting** — hiding a near-miss instead of reporting it so the system improves.

Mnemonics

- **Special populations: "PEPL"** — **P**ediatrics, **E**lderly (geriatrics), **P**regnancy, **L**actation ("People Expect Pharmacists to Look-out").
- **Pediatric safety: "WCMD"** — **W**eigh, **C**alculate (mg/kg), **M**easure (proper device), counsel the care-giver (**D**emonstrate).
- **Geriatric care: "SLOW"** — **S**implify regimen, **L**ower doses (start low, go slow), **O**rgan function (kidneys/liver), **W**atch for falls.
- **Pregnancy: "AFR"** — **A**sk (about pregnancy), **F**lag (risks), **R**efer (to doctor).
- **High-alert safeguards: "DOUBLE-C"** — **D**ouble-check, **O**rganized storage (separate), **U**niform strengths, **B**lame-free reporting, **L**abels (warning), **E**ducate (counsel patient), **C**lear protocols.

Exam Summary

Prescribing needs extra care in special populations because their bodies handle medicines differently. In pediatrics, doses must be weight-based (mg/kg) — children are not small adults; their organs are immature, safety margins are small, and caregivers must be counselled with proper measuring devices. In geriatrics, polypharmacy (many simultaneous medicines) causes interactions and duplication, while declining kidney/liver function means doses should start low and go slow; fall risk from drowsiness or dizziness must be watched. In pregnancy, teratogenicity — medicine-caused birth defects via placental transfer, riskiest in the first trimester — demands that pharmacists ask about pregnancy, flag risks, and refer to the doctor. In lactation, medicines can pass into breast milk, so compatibility must be checked and the baby watched for warning signs. ISMP's high-alert medication concept states that certain medicines are not more error-prone, but errors with them cause far more serious harm; safeguard strategies include independent double-checks, warning labels, separate storage, standardized strengths, patient counselling, written protocols, and blame-free error reporting — layers of protection so no single mistake reaches the patient.

One-Minute Revision

Special populations: Pediatrics, Elderly, Pregnancy, Lactation — "PEPL". Pediatrics: Weigh, Calculate mg/kg, Measure exactly, counsel caregiver. Geriatrics: SLOW — Simplify, Lower doses, Organ function, Watch falls. Pregnancy: Ask, Flag, Refer — teratogenicity risk highest in first trimester. Lactation: check compatibility, watch the baby. ISMP high-alert = error not more likely, harm more serious. Safeguards: double-check, label, separate storage, counsel, report near-misses.

Questions

Short Answer (2–3 marks)

1 Define polypharmacy.

2 Define teratogenicity and teratogen.

3 Why are children's doses calculated from body weight?

4 What does "start low, go slow" mean in geriatric prescribing?

5 State the ISMP high-alert medication concept in one sentence.

6 Name any three safeguard strategies for high-alert medicines.

7 Why is the first trimester the highest-risk period in pregnancy?

8 A breastfeeding mother asks if she must stop nursing while on medicine. What do you advise?

Long Answer (10 marks)

1 Discuss the prescribing considerations in pediatrics and geriatrics. Include dosing principles, organ-related cautions, and the pharmacist's role in each.

2 Explain teratogenicity and the pharmacist's responsibilities when dispensing to pregnant and lactating women, with examples.

3 Describe the ISMP concept of high-alert (high-risk) medicines. Discuss at least five safeguard strategies with the "layers of protection" reasoning.

MCQs (with answer key)

1 Which statement about high-alert medicines is correct?

a) They cause more errors than other drugs b) Errors with them cause more serious harm c) They are only used in hospitals d) They need no special handling — **Answer: b**

1 Pediatric doses are best calculated from:

a) Half the adult dose b) Body weight (mg/kg) c) The child's age in months only d) Guesswork — **Answer: b**

1 The highest teratogenic risk period is the:

a) Third trimester b) First trimester c) Time of delivery d) Lactation period — **Answer: b**

1 "Start low, go slow" applies mainly to:

a) Pediatrics b) Geriatrics c) Lactation d) Emergency care — **Answer: b**

1 An independent double-check is a safeguard that:

a) Punishes the first pharmacist b) Has a second person verify drug, dose, and patient c) Doubles the dose d) Is only for antibiotics — **Answer: b**

Viva Questions

1 What are the four special populations in this chapter?

2 Why can't you halve an adult dose for a child?

3 What is polypharmacy and why is it risky?

4 Define teratogenicity in your own words.

5 What is the difference between a high-alert and a high-error medicine?

6 Name three safeguard strategies for high-alert medicines.

Application-Based Questions

1 A mother brings a prescription for antibiotic syrup for her 3-year-old but doesn't know the child's weight. Walk through exactly what you would do before dispensing.

2 A 78-year-old patient on seven medicines complains of dizziness and a recent fall. As the pharmacist, describe your medication review steps and what you would discuss with the prescriber.

3 A woman in early pregnancy requests a medicine for severe acne that she read about online. How do you handle this? Include what you ask, what you explain, and your referral.

4 You receive a prescription for insulin — a high-alert medicine. List the safeguard steps you would follow from receipt to patient handover.

References

- Hassan, W. E. *Hospital Pharmacy*. Lea & Febiger. (Preferably latest edition)
- Harman, R. J. *Handbook of Pharmacy – Health Care*. Pharmaceutical Press. (Preferably latest edition)
- Merchant, S. H. and Qadry, J. S. *A Textbook of Hospital Pharmacy*. CBS Publishers & Distributors. (Preferably latest edition)
- Parmar, N. S. *Health Education and Community Pharmacy*. CBS Publishers & Distributors. (Preferably latest edition)
- Parthasarathi, G., Hansen, K. N. and Nahata, M. C. *A Textbook of Clinical Pharmacy Practice*. Universities Press. (Preferably latest edition)
- Shargel, L. *Comprehensive Pharmacy Review*. Lippincott Williams & Wilkins. (Preferably latest edition)

CHAPTER 14: Essential Drug Concept and the Essential Drugs List

1. Learning Objectives

After studying this chapter, you will be able to:

1 Define an "essential drug" in your own words using the WHO definition.

2 Explain, in simple language, the principles used to select drugs for an Essential Drugs List.

3 Describe, step by step, the procedure for adding a new drug to the Essential Drugs List.

4 Explain the role of the pharmacist in promoting the use of essential drugs.

5 List the key features of the Essential Drug Concept.

2. Definitions

- **Essential drug (essential medicine):** A drug that meets the most important health-care needs of most people in a country. These are the drugs that a health system must have at all times, in the right amount and at a price people can afford. (Both "essential drug" and "essential medicine" mean the same thing; "essential medicine" is the newer WHO term.)
- **Essential Drugs List (EDL):** A carefully prepared list of drugs chosen as the most important ones for a country or a hospital. It is a short, practical list — not every drug in the market, only the best-chosen ones.
- **WHO Model List of Essential Medicines:** The example list published by the World Health Organization (WHO) for all countries to use as a guide. Each country makes its own national list based on this model.
- **Selection:** The process of choosing which drugs go on the list, using scientific proof and practical reasons.

3. Terminology Table

Term	Meaning
Essential drug	A drug that satisfies the priority health needs of the population; it must be available at all times, in proper quality and at affordable price
EDL	Essential Drugs List — the official short list of selected essential drugs
WHO Model List	WHO's example list that countries copy and adapt to make their own national lists
NLEM	National List of Essential Medicines — India's own essential drugs list
Efficacy	Whether a drug actually works to treat or prevent a disease (proven by studies)
Safety	Whether a drug's harms and side effects are acceptable compared to its benefit
Cost-effectiveness	Getting the best health benefit for the money spent — value for money
Public health relevance	How important the drug is for the health problems most people in the country face
Availability	The drug can actually be found in pharmacies and hospitals when needed
Rational selection	Choosing drugs based on proof and reason, not on advertising or habit
Affordability	The drug's price is low enough that the patient and the health system can pay for it
Reimbursement	Money paid back by insurance or government for a medicine cost

4. Simple Explanations

Concept 1: What is an essential drug?

- **Simple explanation:** Imagine a school bag. You could put 200 things in it, but a wise student carries only what is truly needed — books, pens, water. An "essential drug" is like the must-carry item in a country's medicine bag. Out of thousands of drugs sold in the market, only some are truly necessary to keep the population healthy. Those are the essential drugs.
- **Example:** Vitamin C tablets, paracetamol (for fever and pain), and amoxicillin (a common antibiotic) are on India's essential list because they treat very common problems safely and cheaply. A very expensive new drug that treats an extremely rare condition, and that has many cheaper alternatives, would not be called essential.
- **Textual diagram/flowchart:**

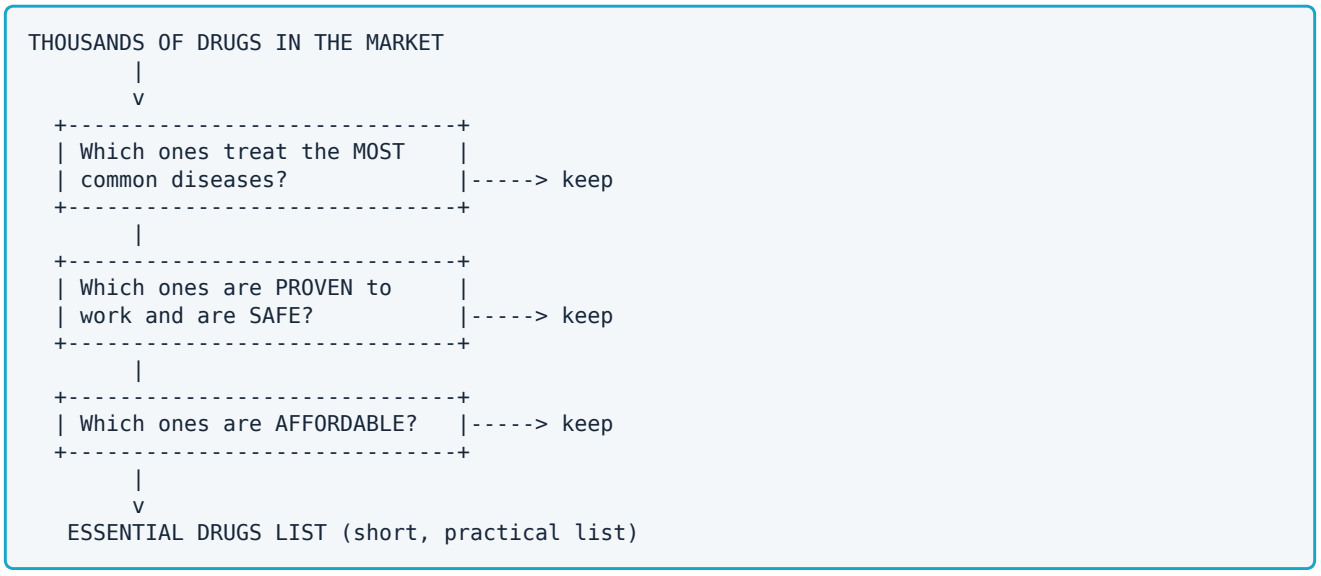

- **Key takeaway:** An essential drug = needed by many people + proven to work + safe + affordable + always available.

Concept 2: Principles of essential drug selection

- **Simple explanation:** Drugs are not put on the list by guess or by company pressure. Selection follows rules (principles): (1) the disease must matter to public health; (2) the drug must have solid proof that it works; (3) the drug must be safe enough; (4) among equally good drugs, the cheaper one is chosen; (5) the drug must actually be available in the country; and (6) the choice is reviewed and updated regularly because science changes.
- **Example:** For high blood pressure, several drugs work well. If drug A and drug B both control pressure equally, but drug A costs ten times less and has longer safety experience, the selection committee picks drug A. That is cost-effectiveness in action.
- **Textual diagram/flowchart:**

```
PRINCIPLES OF SELECTION
1. Public health relevance   ->  Does this disease affect many people here?
2. Efficacy (proof)          ->  Do good studies show it works?
3. Safety                    ->  Are the side effects acceptable?
4. Cost-effectiveness        ->  Best benefit for the money?
5. Availability & quality    ->  Can we get it, and is it good quality?
6. Regular review            ->  Re-check the list from time to time
```

- **Key takeaway:** Selection is evidence-based: proof of benefit, acceptable safety, value for money, and real availability.

Concept 3: Procedure for adding a new drug to the EDL

- **Simple explanation:** Adding a drug to the list is like a job interview with many rounds. A request (application) is submitted with proof. Experts check the proof, compare the drug with drugs already on the list, look at safety reports and price, discuss it in a committee, and only then decide yes or no. The decision is written down with reasons, and the list is updated. Nothing is added just because a company asks or a doctor prefers it.
- **Example:** Suppose a new, cheaper combination tablet for tuberculosis appears. The manufacturer or a doctor submits an application with trial results. The committee compares it with the TB drugs already on the list, checks side-effect reports, compares prices, and then votes. If it is better or equal at lower cost, it gets added and the list is republished.
- **Textual diagram/flowchart:**

```
STEP 1: Application submitted (with scientific proof: trials, safety data)
   |
STEP 2: Technical review (experts check the evidence quality)
   |
STEP 3: Comparison with drugs already on the list (better? equal? cheaper?)
   |
STEP 4: Safety and price evaluation (side effects, cost to the system)
   |
STEP 5: Committee discussion and decision (yes / no / need more data)
   |
STEP 6: Decision recorded with reasons; list updated and published
   |
STEP 7: Regular re-review (the list is living, not frozen)
```

- **Key takeaway:** No drug enters the list without proof, comparison, committee discussion, and a recorded reason.

Concept 4: Role of the pharmacist in promoting essential drugs

- **Simple explanation:** The pharmacist is the bridge between the list and the patient. The pharmacist makes sure essential drugs are in stock, counsels patients to use them correctly, teaches doctors and nurses about the list, watches for side effects and shortages, and helps the hospital buy wisely. A list on paper helps nobody; the pharmacist makes the list work in real life.
- **Example:** A doctor prescribes an expensive brand-name tablet that is not on the essential list, while an equally good essential drug is available at one-tenth the price in the hospital pharmacy. The pharmacist, with the doctor's agreement and as per hospital policy, can suggest the essential alternative — saving the patient money without changing the treatment quality.

- **Textual diagram/flowchart:**

```
PHARMACIST'S PROMOTING ROLES
+-- Procurement: buy essential drugs first, keep them in stock
+-- Education: teach prescribers, nurses and patients about the list
+-- Counselling: explain correct use to patients
+-- Monitoring: watch for side effects, shortages, misuse
+-- Formulary work: help the committee select and review drugs
+-- Cost control: guide toward affordable essential choices
```

- **Key takeaway:** The pharmacist turns the Essential Drugs List from a document into daily practice.

5. Classifications

Drugs on an essential list are usually organized (classified) in two practical ways:

A. By therapeutic group (what the drug treats):

1 Drugs for infections (antibiotics, antivirals, TB drugs)

2 Drugs for pain, fever and inflammation

3 Drugs for heart and blood pressure problems

4 Drugs for diabetes and hormone problems

5 Drugs for stomach and digestion problems

6 Drugs for breathing problems (asthma, etc.)

7 Vitamins, minerals and nutritional drugs

8 Vaccines and immunological products

9 Drugs for mental health conditions

10 Emergency and antidote drugs

B. By level of health-care use (where the drug is used):

1 **Primary level (PHC — Primary Health Centre):** simple, safe drugs for common problems

2 **Secondary level (CHC — Community Health Centre / district hospital):** a wider range, including some specialist drugs

3 **Tertiary level (medical college / super-specialty hospital):** the full list, including complex and high-risk drugs

6. Mechanisms / Processes

The selection process in detail (how the committee works):

1 **Identify the need:** Which diseases burden the country most? (For example, infections, diabetes, high blood pressure.)

2 **Gather evidence:** Collect clinical trial results, safety reports, and treatment guidelines for candidate drugs.

3 **Compare options:** For each disease, compare all candidate drugs head-to-head on benefit, safety, and cost.

4 **Apply the principles:** Keep only drugs that pass public-health relevance, efficacy, safety, cost-effectiveness, and availability.

5 **Decide and document:** The expert committee votes; every inclusion or rejection is written down with reasons.

6 **Publish and implement:** The list is published; hospitals, pharmacies, and procurement agencies start using it.

7 **Monitor and revise:** Track availability, use, side effects, and new evidence; update the list regularly.

How essential drugs reach the patient (supply chain flow):

```
EDL published
   -> Government/hospital procurement buys from the list
   -> Quality-checked drugs stored in pharmacies
   -> Doctors prescribe from the list (formulary)
   -> Pharmacist dispenses + counsels
   -> Patient uses correctly
   -> Pharmacist monitors effect, side effects, adherence
   -> Feedback goes back to the committee for the next review
```

7. Textual Diagrams / Flowcharts

A. EDL inclusion decision flow (the committee's thinking):

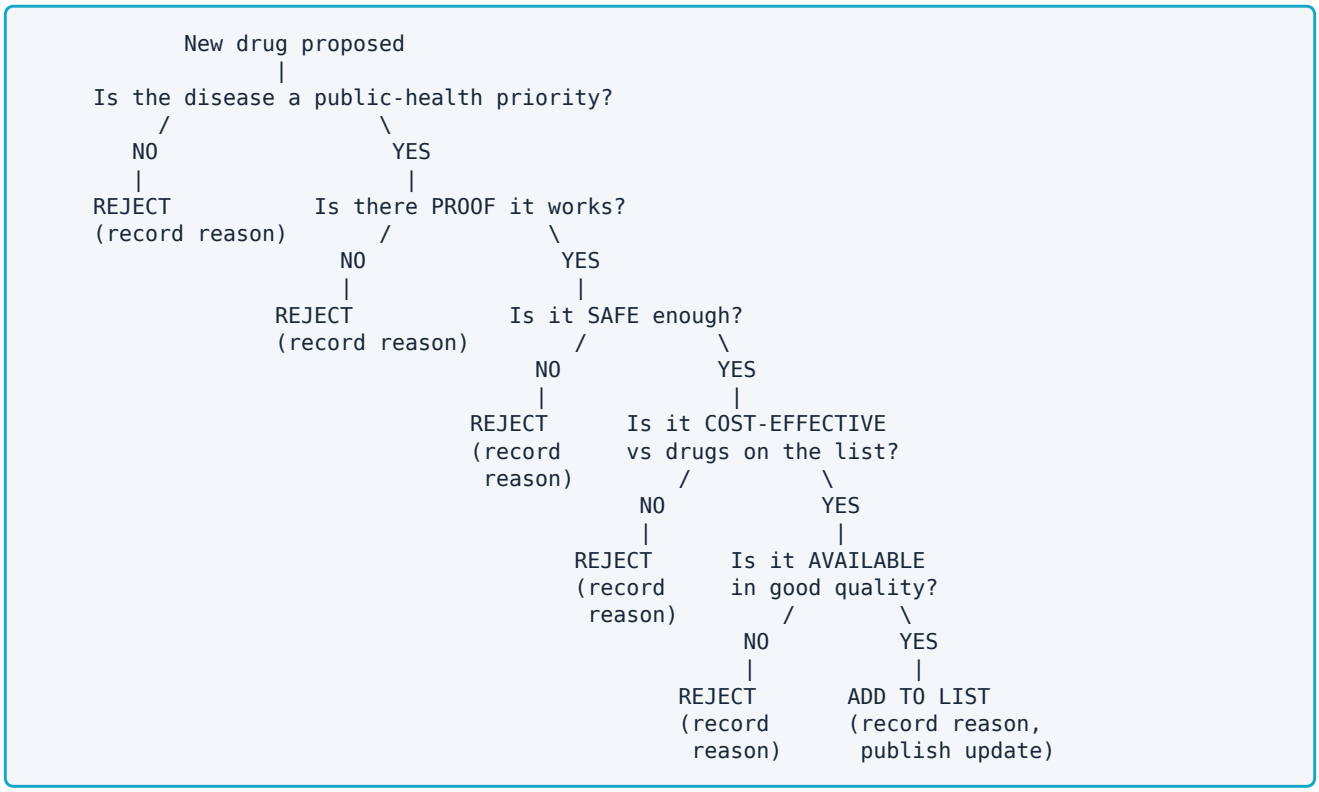

B. Essential drug use cycle in a hospital:

```
Selection (EDL) -> Procurement (buy) -> Storage (keep safely)
      ^                                          |
      |                                          v
 Review & update <--- Monitoring <--- Dispensing + counselling
                     (side effects,    to the patient
                      shortages, misuse)
```

8. Infographic Concept Box

INFOGRAPHIC CONCEPT: A one-page visual titled "The Essential Drug Journey". Left side: a huge crowd of medicine bottles labelled "Thousands of drugs in the market". An arrow passes through five filter funnels labelled "Treats common diseases?", "Proven to work?", "Safe?", "Affordable?", "Available?". Only a small neat row of bottles comes out the other side, labelled "Essential Drugs List". Below, four pharmacist icons with captions: "Buys wisely", "Teaches the list", "Counsels patients", "Watches for problems". Bottom banner: "Right drug, right patient, right price — for everyone."

9. Tables

Table 1: Essential drug vs non-essential drug

Feature	Essential drug	Non-essential drug
Need	Treats a priority health problem	Treats a minor or very rare problem, or duplicates existing drugs
Proof	Strong scientific evidence of benefit	Weak or no solid evidence
Safety	Well-known, acceptable safety	Safety concerns or unknown long-term safety
Price	Affordable to patient and system	Expensive without extra benefit
Availability	Should always be in stock	May or may not be available

Table 2: Who does what in the essential drug system

Person / Body	Main responsibility
WHO	Publishes the Model List as a global guide
National expert committee	Prepares the country's own list (in India, the NLEM)
Government / procurement agency	Buys essential drugs in bulk at good prices
Hospital Pharmacy & Therapeutic Committee	Adapts the list into the hospital formulary
Doctor	Prescribes from the list whenever suitable
Pharmacist	Stocks, dispenses, counsels, monitors, educates
Patient	Uses the drug as directed and reports problems

Table 3: Levels of care and essential drug use

Level	Example facility	Kind of essential drugs kept
Primary	PHC, sub-centre	Basic, very safe drugs for common illnesses
Secondary	CHC, district hospital	Broader list, including specialist drugs

Level	Example facility	Kind of essential drugs kept
Tertiary	Medical college hospital	Full list, including complex therapies

10. Examples

1 **Paracetamol** — for fever and mild pain. It is cheap, safe when used correctly, and needed almost everywhere. A classic essential drug.

2 **Amoxicillin** — a common antibiotic for many bacterial infections. Proven, affordable, widely needed.

3 **Oral rehydration salts (ORS)** — a simple powder mixed with clean water that saves lives in diarrhoea, especially in children. Extremely cheap and essential.

4 **Insulin** — life-saving for type 1 diabetes. It is essential because without it, patients with type 1 diabetes cannot survive.

5 **A new expensive drug with ten cheaper equals** — even if it works, if it offers no extra benefit over cheaper essential drugs, it stays off the list. This shows selection is about value, not novelty.

11. Analogies

1 **The school bag:** Out of everything sold in a stationery shop, a student carries only the essentials — books, pens, water. The EDL is the country's medicine school bag.

2 **The cricket team:** A team has limited players (11), so the selectors pick the best all-round value players, not the most expensive stars. The EDL picks drugs the same way — best value for the team (the population).

3 **The thali (meal plate):** A balanced thali has a little of everything the body needs — not 50 dishes, just the right ones. The EDL is a balanced thali of medicines.

4 **The job interview:** A new drug must pass many interview rounds (proof, safety, price, committee vote) before it gets the "job" of being on the list.

12. Pharmacy Relevance

- The pharmacist is often a member of the hospital's Pharmacy and Therapeutic Committee, which builds the hospital formulary from the essential list.
- In procurement, the pharmacist prioritizes essential drugs so that the most-needed medicines never run out of stock.
- During dispensing, the pharmacist can identify when a costly non-essential brand is prescribed and, as per policy and with prescriber agreement, suggest the essential alternative.
- The pharmacist educates doctors, nurses, and patients about why the listed drugs were chosen — building trust in the list.
- The pharmacist monitors availability, reports shortages, and collects side-effect reports that feed into the next list review.

13. India Context

- India prepares its own **National List of Essential Medicines (NLEM)** based on the WHO Model List, adapted to Indian disease patterns and Indian prices.
- The NLEM guides government procurement, price control of medicines, and hospital formularies across the country — as per the latest notifications; always confirm the current edition before quoting it.
- Essential drugs are expected to be available at primary health centres (PHCs) and government hospitals so that poor patients get treatment without heavy expense.
- Price regulation in India covers many essential medicines, which keeps them affordable — check the latest government notifications for the current list and price rules.
- Indian pharmacists in government hospitals and Jan Aushadhi-type generic medicine outlets play a direct role in making essential drugs reach the public at low cost.

14. Key Points

1. Essential drugs = priority health needs + proven efficacy + acceptable safety + affordability + assured availability.
2. The WHO publishes a Model List; each country (including India with its NLEM) adapts it.
3. Selection is evidence-based and follows principles: public-health relevance, efficacy, safety, cost-effectiveness, availability, regular review.
4. Adding a drug needs an application with proof → expert review → comparison → committee decision → documented reasons → publication.
5. The pharmacist promotes essential drugs through procurement, education, counselling, monitoring, and formulary work.
6. The list is organized by therapeutic group and by level of care (primary, secondary, tertiary).

15. Common Confusions

- **"Essential drug" vs "expensive/important drug":** "Essential" does not mean costly or high-tech. It means most needed by most people. ORS costing a few rupees is essential; a costly drug for a rare disease may not be.
- **EDL vs hospital formulary:** The EDL is the national (or WHO model) master list. The hospital formulary is the hospital's own shorter list, adapted from the EDL for that hospital.
- **"Essential medicine" vs "essential drug":** Same meaning. WHO now prefers "essential medicine", but syllabi and older books say "essential drug".
- **Generic vs essential:** "Generic" describes a drug sold by its chemical name (not a brand). "Essential" describes its importance to public health. A drug can be generic but non-essential, or essential but sold under a brand.
- **"The list never changes":** Wrong. The list is reviewed and updated regularly as new evidence and new drugs appear.

16. Common Mistakes

1 Writing that essential drugs are "the most powerful drugs" — the correct idea is "most needed", not "most powerful".

2 Saying drugs are added "when a company requests" — addition needs proof, comparison, and committee approval, not just a request.

3 Forgetting the pharmacist's role — many students write only about doctors; the pharmacist's procurement, education, and monitoring roles earn marks.

4 Confusing the WHO Model List with India's NLEM — one is the global guide, the other is India's national adaptation.

5 Listing "cheap price" as the only criterion — price matters, but proof of efficacy and safety come first.

6 Quoting old list editions or numbers from memory in exams — write "as per the latest edition/notifications" instead of guessing figures.

17. Mnemonics

- **Principles of selection — "PES-CAR": P**ublic-health relevance, **E**fficacy (proof), **S**afety, **C**ost-effectiveness, **A**vailability, **R**egular review. ("The selection committee drives a PES-CAR through every candidate drug.")
- **Pharmacist's promoting roles — "PEC-MFC": P**rocurement, **E**ducation, **C**ounselling, **M**onitoring, **F**ormulary work, **C**ost control.
- **Adding a drug — "A-R-C-S-D-P-R": A**pplication, technical **R**eview, **C**omparison, **S**afety & price check, committee **D**ecision, **P**ublication, **R**e-review.

18. Exam Summary

The Essential Drug Concept says: out of thousands of marketed drugs, a country should identify the small set that meets the priority health needs of its people and ensure those drugs are always available, of good quality, and affordable. The WHO gives the definition in general terms — drugs that satisfy the priority health-care needs of the population — and publishes a Model List for countries to adapt (India's version is the NLEM). Selection follows principles: public-health relevance, proven efficacy, acceptable safety, cost-effectiveness, availability, and regular review. Adding a new drug is a formal procedure: application with evidence → expert technical review → comparison with listed drugs → safety and price evaluation → committee decision with recorded reasons → publication → periodic re-review. The pharmacist promotes essential drugs by prioritizing them in procurement, educating prescribers and patients, counselling on correct use, monitoring side effects and shortages, participating in formulary committees, and guiding cost-effective choices. In India, the NLEM supports government purchase, price control, and supply through public health facilities — always cite the latest edition/notifications.

19. One-Minute Revision

- Essential drug = most needed + proven + safe + affordable + available.
- WHO Model List → countries adapt → India's NLEM.

- Selection principles: PES-CAR (Public-health relevance, Efficacy, Safety, Cost-effectiveness, Availability, Regular review).
- Adding a drug: Application → Review → Comparison → Safety/price → Decision → Publication → Re-review.
- Pharmacist roles: PEC-MFC (Procurement, Education, Counselling, Monitoring, Formulary, Cost control).
- Levels: primary (PHC) → secondary (CHC) → tertiary (medical college).

20. Questions

Short Answer Questions

1 Define "essential drug" in your own words as per the WHO definition (in general terms).

2 List any four principles of essential drug selection.

3 What is the difference between the WHO Model List and a national Essential Drugs List?

4 Name three roles of the pharmacist in promoting essential drugs.

5 What is the NLEM?

6 Why is cost-effectiveness a selection principle? Explain with one example.

7 List the steps involved in adding a new drug to the Essential Drugs List.

8 Differentiate between the Essential Drugs List and a hospital formulary.

Long Answer Questions

1 Explain the Essential Drug Concept. Describe the WHO definition (in general terms) and the core principles of essential drug selection with examples.

2 Describe in detail the procedure involved in adding a new drug to the Essential Drugs List, with a flow diagram.

3 Discuss the role of the pharmacist in promoting the use of essential drugs at hospital and community levels.

4 Explain how essential drugs are classified by therapeutic group and by level of health care, with examples.

MCQs (with Answer Keys)

1 According to the WHO definition (in general terms), essential drugs are those that:

a) Are the most expensive drugs in the market b) Satisfy the priority health-care needs of the population c) Are newly invented drugs d) Are sold only in hospitals **Answer: b**

1 Which of the following is NOT a principle of essential drug selection?

a) Proven efficacy b) Acceptable safety c) Heavy advertising by the manufacturer d) Cost-effectiveness **Answer: c**

1 The first step in adding a new drug to the Essential Drugs List is:

a) Direct purchase by the hospital b) Submission of an application with scientific proof c) Advertisement in newspapers d) Approval by the manufacturer **Answer: b**

1 India's national Essential Drugs List is called:

a) WHO Model List b) NLEM c) Hospital Formulary d) Drug Price List **Answer: b**

1 Which of the following is a role of the pharmacist in promoting essential drugs?

a) Prescribing essential drugs independently b) Prioritizing essential drugs in procurement and counselling patients on their correct use c) Manufacturing essential drugs at home d) Fixing the prices of all drugs alone **Answer: b**

1 Essential drugs at the primary health centre (PHC) level are mainly:

a) Complex cancer chemotherapy drugs b) Basic, safe drugs for common illnesses c) Only imported drugs d) Drugs without any proof of efficacy **Answer: b**

1 A drug is rejected from the Essential Drugs List when:

a) It is cheaper than listed drugs b) It offers no extra benefit over cheaper listed drugs c) It is widely available d) It has strong proof of efficacy **Answer: b**

1 The WHO Model List serves as:

a) A compulsory order every country must copy exactly b) A guide that countries adapt to make their own national lists c) A price list for pharmacies d) A list of banned drugs **Answer: b**

Viva Questions

1 What does "essential" mean in "essential drug"?

2 Name two drugs you would expect on any essential drugs list and say why.

3 Who decides which drugs go on India's NLEM?

4 Why is safety checked before cost in the selection steps?

5 Give one example of how a pharmacist promotes essential drugs during dispensing.

6 How often should an Essential Drugs List be reviewed, and why?

Application-Based Questions

1 A doctor prescribes an expensive branded antacid that is not on the hospital's essential list, while an equally effective essential antacid is in stock at one-tenth the price. As the hospital pharmacist, what steps would you take? (Consider: policy, prescriber discussion, patient counselling.)

2 A company representative asks you to recommend adding their new vitamin tonic to the hospital's essential list, offering only a colourful brochure as proof. Draft the reply you would give, explaining the proper procedure.

3 Your PHC has run out of ORS during a diarrhoea outbreak. Using the essential drug concept, explain to the medical officer why ORS resupply must be the top procurement priority.

21. References

- Parmar — Health Education and Community Pharmacy
- Merchant & Qadry — A Textbook of Hospital Pharmacy
- Parthasarathi, Hansen & Nahata — A Textbook of Clinical Pharmacy Practice
- Harman — Handbook of Pharmacy – Health Care
- Hassan — Hospital Pharmacy
- Shargel — Comprehensive Pharmacy Review

(For current list editions, price rules, and notifications, refer to the latest official publications — confirm the current edition before quoting.)

CHAPTER 15: Rational Use of Medications

1. Learning Objectives

After studying this chapter, you will be able to:

1 Define "rational use of medications" in simple words.

2 Explain what rational antibiotic use and antibiotic stewardship mean, and why they matter.

3 Describe the principles of rational use of injections.

4 Describe the principles of rational (safe) use of OTC drugs.

5 List and explain the consequences of irrational drug use: drug resistance, adverse effects, wasted cost, and treatment failure.

6 Explain the pharmacist's role in promoting rational medication use.

2. Definitions

- **Rational use of medications:** Using the right drug, for the right patient, in the right dose, for the right length of time, at the lowest cost to the patient and the community. (In short: the right medicine, in the right way, for the right reason.)
- **Irrational use of medications:** The opposite — wrong drug, wrong dose, wrong duration, unnecessary drug, or unnecessarily expensive drug.
- **Antibiotic:** A drug that kills bacteria or stops them from growing. (Note: antibiotics do NOT work against viruses like the common cold or flu.)

- **Antibiotic stewardship:** An organized hospital (or health-system) programme that makes sure antibiotics are used correctly — right choice, right dose, right duration — so that they keep working for future patients.
- **Drug resistance (antimicrobial resistance):** The condition where bacteria change so that an antibiotic that used to kill them no longer works.
- **Injection:** A medicine given with a needle directly into the body (into muscle, vein, or under the skin), instead of being swallowed as a tablet.
- **OTC drug (Over-The-Counter drug):** A medicine a person can buy from a pharmacy without a doctor's prescription.
- **Adverse drug reaction (ADR):** A harmful, unwanted effect caused by a medicine when used in the normal dose.
- **Treatment failure:** When the patient's illness does not get better (or gets worse) because the medicine was wrong, too little, too short, or misused.

3. Terminology Table

Term	Meaning
Rational use	Right drug + right patient + right dose + right duration + lowest cost
Irrational use	Any use that breaks the rational-use rule (wrong drug/dose/duration/cost)
Antibiotic stewardship	Organized programme to protect the correct use of antibiotics
Resistance	Bacteria learn to survive an antibiotic; the drug stops working
Empirical therapy	Starting an antibiotic based on the doctor's best guess before lab test results arrive
Definitive (targeted) therapy	Choosing the antibiotic after lab tests show exactly which bacteria and which drug kills it
Culture and sensitivity test	Lab test that grows the bacteria from the patient and checks which antibiotics kill it
De-escalation	Switching from a strong, broad antibiotic to a narrower, simpler one once test results arrive
Injection overuse	Giving injections when a tablet or syrup would work just as well
OTC	Over-The-Counter — buyable without a prescription
Self-medication	A person treating themselves without a doctor's advice
Polypharmacy	Use of many drugs at the same time by one patient (increases risk of problems)
ADR	Adverse Drug Reaction — harmful unwanted effect of a medicine
Treatment failure	Illness not cured because the medicine use was wrong

4. Simple Explanations

Concept 1: Rational use of medications

- **Simple explanation:** Rational use means every medicine decision passes five checks: (1) Is a drug really needed? (2) Is this the right drug for this disease and this patient? (3) Is the dose right for this patient's age, weight, and kidney/liver condition? (4) Is the duration right — not too short, not too long? (5) Is it the most affordable option that works? If any answer is "no", the use is irrational.
- **Example:** A child has a viral cold (runny nose, sneezing, no bacteria). Giving an antibiotic is irrational — antibiotics cannot kill viruses. Giving rest, fluids, and (if needed) a fever-reducer is rational.
- **Textual diagram/flowchart:**

```
RATIONAL-USE CHECK (ask for every prescription)
1. Need?        -> Is a drug truly needed, or will rest/fluids do?
2. Right drug?  -> Does it match the disease AND the patient (age, allergy, pregnancy)?
3. Right dose?  -> Correct for weight, age, kidney and liver function?
4. Right time?  -> Correct duration and correct gap between doses?
5. Right cost?  -> The most affordable effective option?
ALL YES = rational use. ANY NO = irrational use -> fix it.
```

- **Key takeaway:** Rational = right drug, right patient, right dose, right duration, right cost.

Concept 2: Rational antibiotic use and antibiotic stewardship

- **Simple explanation:** Antibiotics are special because misusing them harms not only the patient but everyone — misuse breeds resistant bacteria that spread. Rational antibiotic use means: give an antibiotic only for bacterial infections, choose the narrowest effective one, use the right dose and full duration, and stop or change it when lab results arrive. "Antibiotic stewardship" is the hospital's team programme that enforces these rules — like a guardian watching over every antibiotic prescription.
- **Example:** A patient with sore throat gets an antibiotic "just in case" without any test. The lab later shows it was viral. The stewardship pharmacist reviews the chart, discusses with the doctor, and the antibiotic is stopped. This one action saved money, avoided side effects, and slowed resistance.
- **Textual diagram/flowchart:**

```
ANTIBIOTIC STEWARDSHIP CYCLE
Prescription written
   -> Pharmacist review: bacterial infection? right drug? right dose/duration?
   -> Culture & sensitivity test sent BEFORE first dose (when possible)
   -> Start empirical (best-guess) antibiotic if urgent
   -> Test result arrives (usually 48-72 hours)
   -> DE-ESCALATE: switch to the narrowest drug that works / stop if viral
   -> Monitor: is the patient improving? any side effects?
   -> Record use and resistance patterns -> feed back to doctors
```

- **Key takeaway:** Use antibiotics only when needed, start smart, test, then narrow down or stop. Stewardship = the team that makes this happen.

Concept 3: Rational use of injections

- **Simple explanation:** Many patients believe "injection works faster and better", so they demand injections even when a tablet works equally well. But injections hurt, cost more, need a trained person and sterile equipment, and can spread infections (like hepatitis or HIV) if needles are reused or unsafe. Rational injection use means: prefer oral medicines whenever they work; use an injection only when the patient cannot swallow, needs very fast action (emergency), or the drug cannot be absorbed from the stomach.
- **Example:** A patient with mild pain asks for a painkiller injection. The doctor explains a tablet works just as well within a reasonable time, is cheaper, and avoids a needle. Choosing the tablet is rational injection use.
- **Textual diagram/flowchart:**

```
INJECTION DECISION FLOW
Does the patient need the drug urgently (emergency, unconscious, vomiting)?
   |--- YES ---> Injection may be justified
   |--- NO ----> Can the drug be absorbed if swallowed?
                     |--- YES ---> Use TABLET/SYRUP (rational choice)
                     |--- NO ----> Injection needed (drug destroyed in stomach)
```

- **Key takeaway:** Tablet first; injection only when swallowing won't work or speed is life-saving. Never reuse needles; always use safe injection practices.

Concept 4: Rational OTC use

- **Simple explanation:** OTC drugs (like paracetamol, antacids, ORS, some cough syrups) are safe enough to buy without a prescription — but "safe enough" does not mean "safe in any amount". Rational OTC use means: read the label, use the correct dose, do not use for too long, do not mix many products with the same ingredient, and see a doctor if there are warning signs (very high fever, blood, severe pain, symptoms lasting beyond the label's limit). The pharmacist is the key guide here.
- **Example:** A person takes two different cold remedies, both containing paracetamol, plus paracetamol tablets for headache — unknowingly taking a triple dose, which can damage the liver. The pharmacist spots the duplication, explains it, and keeps one product. That is rational OTC use in action.
- **Textual diagram/flowchart:**

```
SAFE OTC USE STEPS
1. Read the label: active ingredient, dose, warnings
2. Check duplication: same ingredient in two products? -> pick ONE
3. Correct dose & timing: measure syrups with the cap/cup, not a spoon
4. Time limit: not better within the days written on the label? -> see a doctor
5. Warning signs (high fever, blood, severe pain, breathing trouble) -> doctor NOW
6. Ask the pharmacist when unsure
```

- **Key takeaway:** OTC = convenient, not risk-free. Read, measure, don't duplicate, know when to see a doctor.

Concept 5: Consequences of irrational drug use

- **Simple explanation:** Wrong medicine use has four big punishments: (1) **Resistance** — bacteria become unbeatable, so simple infections become deadly; (2) **Adverse effects** — unnecessary drugs cause side effects, allergies, and organ damage for no benefit; (3) **Wasted cost** — the patient and the

country pay for useless medicines; (4) **Treatment failure** — the real disease keeps growing while the wrong drug is used, and the patient may die from a curable illness.

- **Example:** A farmer takes half a course of TB tablets and stops when he feels better. The strongest TB bacteria survive, become resistant, and he now has drug-resistant TB — needing longer, costlier, more toxic treatment, and he can spread resistant TB to his family.
- **Textual diagram/flowchart:**

```
IRRATIONAL USE
   +---> RESISTANCE: drug stops working for everyone
   +---> ADVERSE EFFECTS: harm without benefit
   +---> WASTED COST: money down the drain
   +---> TREATMENT FAILURE: disease wins, patient suffers
ALL FOUR -> MORE SUFFERING, MORE DEATHS, MORE EXPENSE
```

- **Key takeaway:** Irrational use harms the patient today and the community tomorrow. Resistance is the most dangerous consequence because it is nearly irreversible.

5. Classifications

A. Types of irrational drug use:

1. **Overuse:** drug given when not needed (antibiotic for viral cold)
2. **Underuse:** needed drug not given, or dose/duration too small (stopping TB treatment early)
3. **Misuse:** wrong drug for the disease, wrong dose, or wrong duration
4. **Polypharmacy:** too many drugs at once without review (common in elderly patients)
5. **Overpriced choice:** expensive brand chosen when a cheap equal exists
6. **Unsafe injection/OTC practices:** unnecessary injections, needle reuse, OTC overdose

B. Common areas needing rational-use attention (as per syllabus):

1. Antibiotics (and the stewardship programme)
2. Injections
3. OTC drugs

C. Consequences of irrational use (four classic groups):

1. Drug resistance
2. Adverse drug reactions and harm
3. Increased cost (to patient and health system)
4. Treatment failure and prolonged illness

6. Mechanisms / Processes

How antibiotic resistance develops (step by step):

1 A large group of bacteria infects the patient; a few bacteria naturally carry tiny changes (mutations) that resist the antibiotic.

2 The antibiotic kills the normal bacteria but NOT the few resistant ones.

3 If the antibiotic course is incomplete, too weak, or wrong, the resistant bacteria survive and multiply.

4 Resistant bacteria spread to other people (hands, cough, hospital surfaces).

5 Over time, the antibiotic fails against that infection everywhere — doctors must use stronger, costlier, more toxic drugs.

```
MANY BACTERIA (mostly normal, few resistant)
   -> Antibiotic given (wrong/too short/too weak)
   -> Normal bacteria die; RESISTANT ones survive
   -> Resistant bacteria multiply and spread
   -> SAME ANTIBIOTIC FAILS NEXT TIME -> resistance
```

How the stewardship programme works (process):

1 **Formulary control:** Only approved antibiotics are freely available; special ones need expert approval.

2 **Prospective review:** The pharmacist checks new antibiotic prescriptions within a day and discusses problems with the doctor.

3 **De-escalation protocol:** At 48–72 hours, therapy is narrowed or stopped based on lab results.

4 **Education:** Regular training for doctors, nurses, and pharmacists on correct antibiotic use.

5 **Surveillance:** The hospital tracks which bacteria resist which drugs (an "antibiogram") and shares it with prescribers.

6 **Feedback:** Doctors receive reports on their antibiotic prescribing patterns.

7. Textual Diagrams / Flowcharts

A. Rational-use decision flow (for any prescription):

```
      Prescription received
               |
   Is the diagnosis correct and does it need a drug?
        NO -> suggest non-drug care / refer back
       YES
               |
   Is this the right drug (guideline, allergy, pregnancy, age)?
        NO -> discuss alternative with prescriber
       YES
               |
   Is the dose & duration right (weight, kidney, liver)?
        NO -> recommend correction
       YES
               |
   Is it the most cost-effective choice (essential list)?
        NO -> suggest essential alternative
       YES
               |
   Counsel patient -> dispense -> monitor & follow up
```

B. Antibiotic stewardship review flow:

```
Antibiotic prescribed
   -> Check 1: Bacterial infection likely? (if viral -> recommend STOP)
   -> Check 2: Culture sent before first dose? (if no -> send now)
   -> Check 3: Right drug, dose, route, duration per guidelines?
   -> 48-72 h: Result available?
        YES -> De-escalate to narrowest effective / stop if not needed
        NO  -> Continue empirical; review daily
   -> Monitor improvement + side effects -> document -> feedback to team
```

8. Infographic Concept Box

INFOGRAPHIC CONCEPT: A one-page visual titled "Use Medicines Wisely". Top: five green check-boxes — "Right drug", "Right patient", "Right dose", "Right duration", "Right cost". Middle: three panels — (1) Antibiotics: a shield labelled "Stewardship" guarding a capsule, caption "Only for bacteria. Test, then narrow down." (2) Injections: a tablet with a gold medal "First choice" next to a syringe "Only when needed", caption "Tablet first, needle last." (3) OTC: a medicine bottle with a magnifying glass on its label, caption "Read the label. Don't double the dose." Bottom: four red warning triangles — "Resistance", "Side effects", "Wasted money", "Treatment failure" — with the tagline "Wrong use today = no cure tomorrow."

9. Tables

Table 1: Rational vs irrational use

Situation	Rational	Irrational
Viral cold	Rest, fluids, fever care	Antibiotic "just in case"
Mild pain, patient can swallow	Paracetamol tablet	Painkiller injection on demand
Headache	One paracetamol product, correct dose	Three products all containing paracetamol
Bacterial pneumonia (proven)	Right antibiotic, full course	Half course stopped early
Buying ORS for diarrhoea	Correct mixing, correct use	"Extra powder works faster" overdose

Table 2: Consequences of irrational drug use

Consequence	What happens	Example
Drug resistance	Bacteria stop responding to the drug	Resistant TB after incomplete treatment
Adverse effects	Harm without any benefit	Liver damage from paracetamol overdose via multiple OTC products
Increased cost	Money wasted by patient and system	Expensive injection when a cheap tablet works
Treatment failure	Disease continues or worsens	Wrong antibiotic while real infection spreads

Table 3: Stewardship team — who does what

Member	Role in stewardship
Doctor (prescriber)	Chooses and adjusts the antibiotic

Member	Role in stewardship
Pharmacist	Reviews prescriptions, checks dose/duration, drives de-escalation
Microbiologist	Runs culture tests, prepares the hospital antibiogram
Nurse	Gives the drug correctly, observes response, reports side effects
Infection-control team	Prevents spread of resistant bacteria in the hospital

10. Examples

1. **Viral cold + antibiotic:** Irrational. Antibiotics cannot kill viruses; the patient gets side-effect risk and cost with zero benefit.
2. **Stopping antibiotics on day 2 ("I feel better"):** Irrational underuse. Surviving bacteria may be the resistant ones — the infection can return stronger.
3. **Demanding an injection for mild fever:** Irrational. A tablet works equally well; the injection adds pain, cost, and infection risk.
4. **Double paracetamol:** Taking two OTC cold products plus paracetamol tablets = triple dose = liver danger. The pharmacist catching this is rational OTC care.
5. **Stewardship success:** Culture shows the infection responds to a simple narrow antibiotic; the team stops the strong broad-spectrum drug on day 3. The patient recovers, cost falls, resistance pressure drops.

11. Analogies

1. **The key and lock:** An antibiotic is a key made for a bacterial lock. Using it on a viral door (cold/flu) is like forcing the wrong key — it damages the key (resistance) and never opens the door.
2. **The fire extinguisher:** Antibiotics are the hospital's fire extinguishers. If people spray them for fun (misuse), they will be empty when a real fire (serious infection) comes.
3. **The pesticide and pests:** Spraying pesticide carelessly kills weak pests but leaves the strong ones to breed super-pests. Careless antibiotic use breeds super-bacteria the same way.
4. **The painkiller injection demand:** Asking for an injection when a tablet works is like calling a crane to lift a school bag — heavy machinery for a light job, with extra cost and risk.
5. **The half-built bridge:** Stopping antibiotics halfway is like stopping bridge construction halfway — you paid the cost but cannot cross, and the river (infection) is still there.

12. Pharmacy Relevance

- The pharmacist is the last safety checkpoint before the patient takes the drug — reviewing every prescription for rational-use problems.
- In antibiotic stewardship, the pharmacist leads prescription review, dose checking, de-escalation reminders, and prescriber education.

- At the OTC counter, the pharmacist prevents duplication, overdose, and dangerous combinations through counselling.
- The pharmacist fights injection overuse by educating patients that tablets are equally effective for most conditions.
- The pharmacist reports adverse drug reactions and tracks resistance patterns, feeding data back to the treatment team.
- Through the Pharmacy and Therapeutic Committee, the pharmacist builds formularies and treatment guidelines that make rational use the easy default.

13. India Context

- India faces a heavy burden of antibiotic resistance; irrational antibiotic use — including over-the-counter sale of antibiotics without prescription in some settings — is a recognized national concern.
- Government programmes and national guidelines promote rational antibiotic use and stewardship in hospitals — always follow the latest national guidelines/notifications and confirm the current edition.
- Injection overuse driven by patient demand ("injection works faster") is widely reported; pharmacists and doctors counsel patients toward oral therapy where appropriate.
- Self-medication with OTC products is common; the community pharmacist is often the only health professional the patient meets, making the pharmacist's counselling role critical.
- India's essential drugs list and standard treatment guidelines support rational prescribing by giving doctors ready-made, evidence-based choices.

14. Key Points

1. Rational use = right drug, right patient, right dose, right duration, right (lowest) cost.
2. Antibiotics work only against bacteria — never against viruses like cold and flu.
3. Antibiotic stewardship = organized team programme to keep antibiotics effective (review, test, de-escalate, educate, track resistance).
4. Resistance develops when antibiotics are misused: the drug kills weak bacteria, resistant ones survive, multiply, and spread.
5. Prefer tablets over injections; use injections only when swallowing is impossible or urgent action is needed; never reuse needles.
6. OTC drugs need label reading, correct measuring, no ingredient duplication, and knowing when to see a doctor.
7. Irrational use causes four harms: resistance, adverse effects, wasted cost, treatment failure.
8. The pharmacist is central: prescription review, stewardship, OTC counselling, education, ADR reporting.

15. Common Confusions

- **"Stronger antibiotic is always better":** Wrong. The narrowest drug that kills the bacteria is best; broad/strong drugs increase resistance and side effects.
- **"Antibiotics cure cold and flu":** Wrong. Colds and flu are viral; antibiotics do nothing against them.
- **"Feeling better means I can stop the antibiotic":** Wrong and dangerous. Stopping early lets resistant bacteria survive.
- **"Injection works better than tablet":** Usually wrong. For most conditions the tablet works equally well once absorbed; injections only win on speed or when swallowing is impossible.
- **"OTC means 100% safe":** Wrong. OTC means safe enough for self-use *when the label is followed*. Overdose and duplication still cause harm.
- **Stewardship vs restriction:** Stewardship is not simply banning antibiotics; it is a full programme of correct selection, review, de-escalation, and education.

16. Common Mistakes

1 Defining rational use as only "correct dose" — the definition has five parts (drug, patient, dose, duration, cost).

2 Writing that resistance means "the patient becomes resistant" — it is the *bacteria* that become resistant, not the patient.

3 Forgetting de-escalation in stewardship answers — narrowing/stopping therapy at 48–72 hours is a core stewardship step.

4 Listing consequences without examples — always attach one example to each consequence (resistance, ADR, cost, failure).

5 Ignoring the pharmacist's role — examiners expect prescription review, stewardship participation, and OTC counselling points.

6 Recommending injections as "better" — in rational-use answers, oral therapy is the default; justify every injection.

17. Mnemonics

- **Rational use — "5 RIGHTS":** **R**ight drug, **R**ight patient, **R**ight dose, **R**ight duration, **R**ight cost. ("Get all 5 RIGHTS right.")
- **Consequences of irrational use — "RACT":** **R**esistance, **A**dverse effects, **C**ost (wasted), **T**reatment failure. ("Irrational use is a RACT — it attacks the patient and the community.")
- **Stewardship steps — "RED EF":** **R**eview prescriptions, **E**mpirical start smart, **D**e-escalate at 48–72 h, **E**ducate the team, **F**eedback & track resistance.
- **Safe OTC — "READ-M":** **R**ead the label, **E**xact dose, **A**void duplication, **D**uration limit, **M**ind warning signs (see a doctor).

18. Exam Summary

Rational use of medications means giving the right drug to the right patient in the right dose for the right duration at the lowest cost. Irrational use — overuse, underuse, misuse, polypharmacy, overpriced choices, unsafe injections — causes four major harms: drug resistance, adverse effects, wasted cost, and treatment failure. Rational antibiotic use is critical because misuse breeds resistant bacteria that threaten everyone; antibiotic stewardship is the organized hospital programme (formulary control, prescription review, culture-guided de-escalation at 48–72 hours, education, resistance surveillance, feedback) that protects antibiotics, with the pharmacist playing a lead role. Rational injection use means preferring oral medicines and reserving injections for emergencies, inability to swallow, or drugs not absorbed orally — plus strict safe-injection practices. Rational OTC use means reading labels, measuring correctly, avoiding ingredient duplication, respecting duration limits, and seeking a doctor for warning signs, guided by the community pharmacist. In India, tackling antibiotic resistance, injection overuse, and self-medication relies heavily on pharmacists, standard treatment guidelines, and the latest national notifications.

19. One-Minute Revision

- Rational = 5 RIGHTS: drug, patient, dose, duration, cost.
- Antibiotics: bacteria only, never viruses; stewardship = RED EF (Review, Empirical smart, De-escalate, Educate, Feedback).
- Resistance: misuse kills weak bacteria → resistant survive → spread → drug fails.
- Injections: tablet first; injection only if can't swallow / emergency / not absorbed orally.
- OTC: READ-M (Read label, Exact dose, Avoid duplication, Duration limit, Mind warning signs).
- Irrational-use harms: RACT (Resistance, Adverse effects, Cost wasted, Treatment failure).

20. Questions

Short Answer Questions

1 Define rational use of medications.

2 What is antibiotic stewardship?

3 Differentiate between empirical therapy and definitive (targeted) therapy.

4 List the four consequences of irrational drug use.

5 What is de-escalation in antibiotic therapy?

6 Give two situations where an injection is rationally justified over a tablet.

7 What is self-medication? Give one danger of irrational OTC use with an example.

8 Why is the pharmacist important in promoting rational OTC use?

Long Answer Questions

1 Define rational use of medications. Explain the concept of rational antibiotic use and describe the antibiotic stewardship programme in detail.

2 Discuss the rational use of injections and the rational use of OTC drugs, with examples.

3 Explain the consequences of irrational drug use — resistance, adverse effects, cost, and treatment failure — with one example for each.

4 Describe the process by which antibiotic resistance develops and explain how stewardship activities slow it down.

MCQs (with Answer Keys)

1 Rational use of medicines includes all EXCEPT:

a) Right drug for the right patient b) Right dose and duration c) Lowest effective cost d) Most expensive brand available **Answer: d**

1 Antibiotics are effective against:

a) Viruses like common cold b) Bacteria c) Both equally in all cases d) Neither **Answer: b**

1 De-escalation in antibiotic therapy means:

a) Increasing the dose every day b) Switching to a narrower-spectrum drug (or stopping) once lab results arrive c) Adding more antibiotics d) Giving the antibiotic by injection instead of tablet **Answer: b**

1 Which is a consequence of irrational drug use?

a) Drug resistance b) Lower treatment cost always c) Faster cure in every case d) Fewer side effects **Answer: a**

1 An injection is rationally preferred over a tablet when:

a) The patient demands it for mild pain b) The patient is unconscious or vomiting and cannot swallow c) Tablets are cheaper d) The patient likes needles **Answer: b**

1 A person takes two cold remedies, both containing paracetamol, plus paracetamol tablets. The main danger is:

a) Faster cure b) Paracetamol overdose risking liver damage c) Better sleep d) No danger at all **Answer: b**

1 In a stewardship programme, the pharmacist mainly:

a) Prescribes antibiotics independently b) Reviews prescriptions, checks dose/duration, and supports de-escalation c) Sells antibiotics without prescription d) Manufactures antibiotics **Answer: b**

1 Stopping an antibiotic course early because "I feel better" can lead to:

a) Complete cure guaranteed b) Survival of resistant bacteria and treatment failure c) Lower resistance d) No consequences **Answer: b**

Viva Questions

1 Recite the "5 RIGHTS" of rational medicine use.

2 Why don't antibiotics work on the common cold?

3 What is the first thing a stewardship pharmacist checks in a new antibiotic prescription?

4 When should an antibiotic be de-escalated?

5 Give one example each of rational and irrational injection use.

6 Name the four harms of irrational drug use (RACT).

7 What would you tell a patient who insists on an injection for mild fever?

Application-Based Questions

1 A mother demands an antibiotic for her 4-year-old's viral cold at your pharmacy counter. How do you counsel her? (Cover: why antibiotics won't help, what will help, warning signs to return.)

2 As a hospital pharmacist, you notice a surgeon has continued a broad-spectrum antibiotic for 7 days although the culture on day 3 showed a simple narrow-spectrum drug would work. Draft the steps of your stewardship intervention.

3 A patient shows you three OTC products for "cold and headache" — all three list paracetamol as an ingredient. What is the risk, and what exactly do you advise?

21. References

- Parthasarathi, Hansen & Nahata — A Textbook of Clinical Pharmacy Practice
- Merchant & Qadry — A Textbook of Hospital Pharmacy
- Parmar — Health Education and Community Pharmacy
- Harman — Handbook of Pharmacy – Health Care
- Hassan — Hospital Pharmacy
- Shargel — Comprehensive Pharmacy Review

(For current stewardship protocols and national antibiotic guidelines, refer to the latest official guidelines/notifications — confirm the current edition.)

CHAPTER 16: Dose Calculations — Chemotherapy, Renal Failure and Hepatic Failure

1. Learning Objectives

After studying this chapter, you will be able to:

1 Explain what Body Surface Area (BSA) is and why chemotherapy doses are based on it.

2 Calculate BSA using a simple formula and then calculate a chemotherapy dose, showing every step.

3 Calculate creatinine clearance using the Cockcroft-Gault equation, showing every step.

4 Explain how to reduce or adjust drug doses in renal (kidney) failure, with worked examples.

5 Explain which drugs need dose reduction in hepatic (liver) failure and how the reduction is done, with worked examples.

6 Solve practice dose-calculation numericals independently.

2. Definitions

- **Dose:** The amount of drug given to a patient at one time (for example, 500 mg).
- **Body Surface Area (BSA):** The total surface area of a person's skin, measured in square metres (m^2). Chemotherapy doses are often calculated per m^2 of BSA because BSA matches the body's size (and drug-handling capacity) better than weight alone.
- **Chemotherapy:** Treatment of cancer using powerful drugs that kill fast-growing cells. These drugs have a narrow safety margin, so the dose must be calculated very carefully — too little fails to kill the cancer, too much can seriously harm the patient.
- **Creatinine:** A waste product made by muscles every day. Healthy kidneys filter it out of the blood. If kidneys fail, creatinine builds up in the blood.
- **Serum creatinine (SCr):** The amount of creatinine in the blood, usually measured in mg/dL. High serum creatinine = kidneys not filtering well.
- **Creatinine clearance (CrCl):** An estimate of how fast the kidneys filter waste, measured in mL/min. Normal is roughly 90–120 mL/min in a healthy young adult. Low CrCl = kidney failure.
- **Renal failure:** The kidneys cannot clean the blood properly. Drugs that leave the body through the kidneys stay longer and build up to toxic levels unless the dose is reduced.
- **Hepatic failure:** The liver cannot do its chemical work properly. Drugs that are broken down (metabolized) by the liver stay longer in the body unless the dose is reduced.
- **Dose adjustment:** Changing the normal dose (lowering it, or giving it less often) because the patient's kidneys or liver cannot handle the normal dose.
- **Narrow therapeutic index:** A drug where the difference between the helpful dose and the harmful dose is small — dose calculation must be exact. Many chemotherapy drugs are like this.

3. Terminology Table

Term	Meaning
BSA	Body Surface Area, in m^2 — the basis for most chemotherapy dosing
mg/m^2	Milligrams of drug per square metre of BSA (chemotherapy dose unit)
SCr	Serum creatinine — creatinine level in blood (mg/dL); rises in kidney failure
CrCl	Creatinine clearance (mL/min) — estimate of kidney filtering speed
Cockcroft-Gault equation	Formula to estimate CrCl from age, weight, sex, and serum creatinine

Term	Meaning
Renal dose adjustment	Lowering the dose or increasing the gap between doses in kidney failure
Hepatic dose adjustment	Lowering the dose in liver failure for drugs broken down by the liver
Half-life	Time for half the drug to leave the body; longer in kidney/liver failure
Accumulation	Drug building up in the body because it is not being removed fast enough
Toxicity	Harmful poisonous effect from too much drug in the body
Empirical dose	A starting dose chosen by standard rules before fine-tuning
mg/dL	Milligrams per decilitre — unit for serum creatinine
mL/min	Millilitres per minute — unit for creatinine clearance

4. Simple Explanations

Concept 1: Why chemotherapy uses Body Surface Area (BSA)

- **Simple explanation:** A 40 kg person and an 80 kg person are very different in size, but weight alone does not tell the full story — a tall thin person and a short heavy person can weigh the same but have different body sizes. BSA combines height AND weight into one number (m^2) that better represents the body's overall size and how it handles strong drugs. Chemotherapy drugs are dosed as "so many mg for each m^2 of BSA" so that big patients get more and small patients get less, in fair proportion.
- **Example:** A chemotherapy protocol says "Drug Y: 75 mg/m^2". A patient with BSA 1.6 m^2 gets 75 × 1.6 = 120 mg. A smaller patient with BSA 1.2 m^2 gets 75 × 1.2 = 90 mg. Same strength per unit of body — fair and safe.
- **Textual diagram/flowchart:**

```
Patient's height (cm) + weight (kg)
        |
        v
  BSA FORMULA: BSA = √ [ height × weight / 3600 ]   (answer in m²)
        |
        v
  CHEMO DOSE = (ordered mg/m²) × BSA
        |
        v
  Final dose in mg -> double-check -> prepare -> administer
```

- **Key takeaway:** BSA (from height + weight) × ordered mg/m^2 = the patient's chemotherapy dose in mg.

Concept 2: The Cockcroft-Gault equation (estimating kidney function)

- **Simple explanation:** We cannot easily measure the kidney's filtering speed directly, so we estimate it from four things we CAN measure: age (kidneys slow with age), weight (bigger body makes more creatinine), sex (women on average have less muscle, so a correction factor 0.85 is used), and serum creatinine in the blood (high creatinine = poor filtering). The Cockcroft-Gault equation combines these into creatinine clearance (CrCl) in mL/min.

- **Example:** Two patients both have serum creatinine 1.5 mg/dL. A young 80 kg man will have a much better CrCl than an 80-year-old 45 kg woman — the equation captures this. That is why we never judge kidney function by the creatinine number alone.
- **Textual diagram/flowchart:**

```
COCKCROFT-GAULT EQUATION:

              (140 − age in years) × weight in kg × (0.85 if female; 1 if male)
CrCl =  ------------------------------------------------------------------------
                        72 × serum creatinine in mg/dL

Answer unit: mL/min
```

- **Key takeaway:** CrCl ≈ kidney filtering speed; the equation adjusts for age, weight, sex, and blood creatinine.

Concept 3: Dose reduction logic in renal failure

- **Simple explanation:** Think of the kidney as a drain and the drug as water poured into a sink. If the drain is half-blocked (kidney failure), water builds up. To keep the water level safe, you either pour less water each time (smaller dose) or pour less often (longer gap between doses). Pharmacists use the CrCl number to decide: mildly low CrCl → small reduction; very low CrCl → big reduction or longer interval.
- **Example:** Drug X (removed by the kidneys) normal dose: 500 mg every 8 hours. Patient's CrCl = 25 mL/min (severe reduction). Logic: kidneys working at roughly one-quarter speed → give roughly one-quarter to one-half the total daily drug → new plan: 250 mg every 12 hours (illustrative). Exact regimens follow the latest guidelines for each specific drug.
- **Textual diagram/flowchart:**

```
RENAL DOSE-ADJUSTMENT LOGIC
1. Calculate CrCl (Cockcroft-Gault) -> how bad is kidney function?
2. Check: is THIS drug removed by the kidneys? (if no -> no change needed)
3. If yes: reduce the dose, OR increase the gap between doses, OR both
4. General teaching pattern (illustrative — confirm per drug):
     CrCl > 50  -> normal dose
     CrCl 30-50 -> moderate reduction
     CrCl 10-30 -> large reduction / longer interval
     CrCl < 10  -> very large reduction; specialist guidance
5. Monitor the patient for effect and toxicity
```

- **Key takeaway:** Low CrCl + kidney-cleared drug = smaller dose or longer gap, scaled to how low the CrCl is.

Concept 4: Dose reduction in hepatic (liver) failure

- **Simple explanation:** The liver is the body's chemical factory — it breaks down many drugs. In liver failure the factory works slowly, so drugs stay in the blood longer and can reach toxic levels. Dose reduction is needed mainly for drugs that depend heavily on the liver for removal ("high liver extraction" drugs). Drugs that leave mostly through the kidneys or are breathed out unchanged need little or no change. Doctors grade liver failure as mild, moderate, or severe (commonly using the Child-Pugh assessment, which looks at bilirubin, albumin, clotting, fluid in the abdomen, and brain effects) and reduce doses stepwise.
- **Example:** Drug Z (heavily broken down by the liver), normal dose 100 mg twice daily. In moderate liver failure, the liver works at roughly half speed → illustrative reduction: 50 mg twice daily (half the dose), with close monitoring. (Exact reductions differ per drug — always confirm with the latest guidelines.)
- **Textual diagram/flowchart:**

```
HEPATIC DOSE-ADJUSTMENT LOGIC
1. Grade the liver failure: mild / moderate / severe
2. Check: is THIS drug mainly broken down by the liver?
     NO (kidney-cleared)  -> usually no change
     YES (liver-cleared)  -> reduce the dose
3. Illustrative teaching pattern (confirm per drug):
     Mild      -> small reduction or normal dose with monitoring
     Moderate  -> reduce by about half
     Severe    -> large reduction or avoid the drug; specialist guidance
4. Also: liver failure changes protein binding and bleeding risk -> monitor closely
```

- **Key takeaway:** Liver-cleared drug + liver failure = reduce the dose in steps matching mild/moderate/severe failure.

5. Classifications

A. Drugs by main route of removal (decides which failure matters):

1. **Mainly kidney-cleared** (need renal adjustment): many antibiotics (e.g., aminoglycosides), some diabetes and heart drugs — dose reduced when CrCl falls.
2. **Mainly liver-cleared** (need hepatic adjustment): many painkillers, sedatives, some heart and psychiatric drugs — dose reduced in liver failure.
3. **Cleared by both / other routes:** need individual assessment; check the drug's information.

B. Kidney function bands (teaching pattern for dose logic):

1. Normal: CrCl above ~90 mL/min — normal doses
2. Mild reduction: CrCl 60–90 — usually normal doses, monitor
3. Moderate reduction: CrCl 30–60 — dose reduction usually needed
4. Severe reduction: CrCl 15–30 — large reduction / longer intervals
5. Kidney failure: CrCl below 15 — very large reduction, specialist care

C. Liver failure grades (teaching pattern):

1. Mild — small or no reduction, monitor

2 Moderate — reduce dose (often by about half for liver-cleared drugs)

3 Severe — large reduction or avoid; specialist guidance

D. Two methods of renal dose adjustment:

1 **Dose-reduction method:** same time gap, smaller dose (e.g., 500 mg → 250 mg every 8 hours)

2 **Interval-extension method:** same dose, longer gap (e.g., 500 mg every 8 hours → 500 mg every 16 hours)

6. Mechanisms / Processes

Process 1 — Full chemotherapy dose calculation workflow:

1 Measure the patient's height (cm) and weight (kg).

2 Calculate BSA = √[height × weight / 3600].

3 Read the protocol's ordered dose (mg/m^2).

4 Multiply: dose (mg) = ordered mg/m^2 × BSA.

5 Round sensibly as per protocol and double-check with a second person (chemotherapy rule).

6 Adjust further only if the protocol says so (e.g., for very obese or very ill patients — follow the latest protocol).

Process 2 — Full renal dose-adjustment workflow:

1 Collect: age, weight, sex, serum creatinine (mg/dL).

2 Calculate CrCl with Cockcroft-Gault.

3 Identify whether the prescribed drug is cleared by the kidneys.

4 Apply the reduction band (dose-reduction or interval-extension method).

5 Recalculate the new dose or new interval with full arithmetic shown.

6 Monitor: clinical effect + signs of toxicity.

Process 3 — Full hepatic dose-adjustment workflow:

1 Grade liver failure (mild/moderate/severe).

2 Identify whether the drug is mainly cleared by the liver.

3 Apply stepwise reduction.

4 Monitor effect, side effects, and liver function.

7. Textual Diagrams / Flowcharts

A. Master dose-calculation decision flow:

```
          New prescription with a high-risk drug
                          |
          Is it CHEMOTHERAPY?
            /           \
         YES             NO
          |               |
   Calculate BSA      Check kidney function (CrCl)
   Dose = mg/m² × BSA      |
   Double-check       Kidney-cleared drug?
                        /          \
                     YES            NO -> check liver
                      |                |
              Reduce dose /      Liver-cleared drug?
              extend interval        /        \
                                   YES          NO
                                    |           |
                            Reduce dose    Normal dose,
                            stepwise       monitor routinely
```

B. Cockcroft-Gault calculation map (what goes where):

```
NUMERATOR (top):    (140 − age) × weight(kg) × [0.85 if female]
DENOMINATOR (bottom): 72 × serum creatinine (mg/dL)
RESULT: mL/min  ->  compare with bands -> decide reduction
```

8. Infographic Concept Box

INFOGRAPHIC CONCEPT: A one-page visual titled "Dose Math Saves Lives". Three columns. Column 1 "CHEMO": a person silhouette with height/weight arrows feeding into a calculator showing "BSA = √(h×w/3600)", then "Dose = mg/m² × BSA", with a big red stamp "DOUBLE-CHECK". Column 2 "KIDNEY": a kidney icon as a drain, half-blocked, with the Cockcroft-Gault equation and a slider from "CrCl 100 → normal dose" down to "CrCl 10 → tiny dose / long gap". Column 3 "LIVER": a liver icon as a factory with slowing gears, graded "mild → moderate → severe" with dose bars shrinking at each step. Bottom banner: "Wrong dose = treatment failure or poisoning. Calculate every step."

9. Tables

Table 1: BSA quick-reference (teaching examples)

Patient	Height	Weight	BSA calculation	BSA
Adult A	165 cm	60 kg	√(165×60/3600) = √2.75	≈ 1.66 m²
Adult B	175 cm	80 kg	√(175×80/3600) = √3.89	≈ 1.97 m²
Small adult C	150 cm	45 kg	√(150×45/3600) = √1.875	≈ 1.37 m²

Table 2: Kidney function bands and teaching dose logic (illustrative — confirm per drug)

CrCl (mL/min)	Kidney function	Teaching dose logic
> 90	Normal	Normal dose
60–90	Mild reduction	Usually normal dose; monitor
30–60	Moderate reduction	Reduce dose moderately

CrCl (mL/min)	Kidney function	Teaching dose logic
10–30	Severe reduction	Large reduction or longer interval
< 10	Kidney failure	Very large reduction; specialist guidance

Table 3: Renal adjustment — the two methods compared

Method	What changes	Example (normal: 500 mg every 8 h)
Dose reduction	Smaller dose, same gap	250 mg every 8 hours
Interval extension	Same dose, longer gap	500 mg every 16 hours

Table 4: Hepatic adjustment teaching pattern (illustrative — confirm per drug)

Liver failure grade	Teaching dose logic for liver-cleared drugs
Mild	Normal dose or small reduction, with monitoring
Moderate	Reduce by about half
Severe	Large reduction or avoid the drug; specialist guidance

10. Fully Worked Numericals (show EVERY step)

Note: All patient cases below are illustrative teaching examples. In real practice, always follow the latest protocol/guidelines for the specific drug.

WORKED EXAMPLE 1 — Chemotherapy dose from BSA (60 kg adult)

Given: Patient: 60 kg, height 165 cm. Protocol orders Drug Y at 75 mg/m².

Step 1 — Write the BSA formula: BSA (m²) = √[height (cm) × weight (kg) / 3600]

Step 2 — Substitute the numbers: BSA = √[165 × 60 / 3600]

Step 3 — Multiply height × weight: 165 × 60 = 9900

Step 4 — Divide by 3600: 9900 / 3600 = 2.75

Step 5 — Take the square root: √2.75 = 1.658… ≈ 1.66 m²

Step 6 — Write the dose formula: Dose (mg) = ordered dose (mg/m²) × BSA (m²)

Step 7 — Substitute: Dose = 75 × 1.66

Step 8 — Multiply: 75 × 1.66 = 124.5

Answer: 124.5 mg ≈ 125 mg of Drug Y (round as per protocol; double-check with a second person).

WORKED EXAMPLE 2 — Chemotherapy dose, smaller patient

Given: Patient: 45 kg, height 150 cm. Protocol orders Drug Y at 100 mg/m².

Step 1: BSA = √[150 × 45 / 3600] **Step 2:** 150 × 45 = 6750 **Step 3:** 6750 / 3600 = 1.875 **Step 4:** √1.875 = 1.369… ≈ 1.37 m² **Step 5:** Dose = 100 × 1.37 = 137 mg

Answer: 137 mg. (Notice: the smaller patient correctly gets a smaller dose than the 60 kg adult.)

WORKED EXAMPLE 3 — Creatinine clearance by Cockcroft-Gault (renal failure case)

Given: 60 kg adult man, age 70 years, serum creatinine = 1.8 mg/dL.

Step 1 — Write the formula: CrCl = [(140 − age) × weight (kg) × (0.85 if female)] / [72 × SCr (mg/dL)]

Step 2 — Substitute (male, so the sex factor is 1): CrCl = [(140 − 70) × 60 × 1] / [72 × 1.8]

Step 3 — Numerator, first bracket: 140 − 70 = 70

Step 4 — Numerator, multiply: 70 × 60 × 1 = 4200

Step 5 — Denominator, multiply: 72 × 1.8 = 129.6

Step 6 — Divide: 4200 / 129.6 = 32.407… ≈ 32.4 mL/min

Answer: CrCl ≈ 32 mL/min → moderate-to-severe reduction in kidney function (teaching band: 30–60 borderline). A kidney-cleared drug needs dose reduction — see Example 4.

WORKED EXAMPLE 4 — Renal dose adjustment (dose-reduction method)

Given: Same patient (CrCl ≈ 32 mL/min). Drug X (cleared by the kidneys), normal dose 500 mg every 8 hours. Teaching rule used here: at CrCl 30–50, give half the normal dose at the same interval (illustrative — confirm per drug).

Step 1 — Normal single dose: 500 mg **Step 2 — Reduction factor:** 1/2 (half) **Step 3 — New single dose:** 500 × 1/2 = 250 mg **Step 4 — Interval:** unchanged, every 8 hours **Step 5 — Check daily total:** normal = 500 × 3 = 1500 mg/day; new = 250 × 3 = 750 mg/day (half — matches the reduced kidney function)

Answer: 250 mg every 8 hours (with monitoring for effect and toxicity).

WORKED EXAMPLE 5 — Renal dose adjustment (interval-extension method, female patient)

Given: Woman, age 65, weight 55 kg, serum creatinine = 2.0 mg/dL. Drug W (kidney-cleared), normal dose 400 mg every 12 hours.

Step 1 — Cockcroft-Gault, substitute (female → × 0.85): CrCl = [(140 − 65) × 55 × 0.85] / [72 × 2.0]

Step 2 — Numerator bracket: 140 − 65 = 75 **Step 3 — Numerator multiply:** 75 × 55 = 4125; then 4125 × 0.85 = 3506.25 **Step 4 — Denominator:** 72 × 2.0 = 144 **Step 5 — Divide:** 3506.25 / 144 = 24.348… ≈ 24.3 mL/min → severe reduction band (10–30)

Step 6 — Teaching rule (illustrative): at CrCl 10–30, double the interval. Normal interval = 12 hours → new interval = 12 × 2 = 24 hours. Dose stays 400 mg.

Answer: CrCl ≈ 24 mL/min; adjusted regimen = 400 mg every 24 hours (monitor closely).

WORKED EXAMPLE 6 — Hepatic dose adjustment

Given: 60 kg adult man with moderate liver failure. Drug Z (mainly broken down by the liver), normal dose 100 mg twice daily. Teaching rule (illustrative): moderate liver failure → reduce to about half.

Step 1 — Normal single dose: 100 mg **Step 2 — Reduction factor for moderate failure:** 1/2 **Step 3 — New single dose:** 100 × 1/2 = 50 mg **Step 4 — Frequency:** twice daily (unchanged in this teaching example) **Step 5 — Daily total check:** normal = 200 mg/day; new = 100 mg/day (half — matches the slower liver)

Answer: 50 mg twice daily, with close monitoring of effect, side effects, and liver function. (Confirm the exact reduction for Drug Z in the latest guidelines.)

WORKED EXAMPLE 7 — Chemotherapy dose check (spotting an error)

Given: Patient BSA = 1.5 m^2. Protocol: 60 mg/m^2. A junior writes "600 mg" on the chart.

Step 1 — Correct calculation: 60 × 1.5 = 90 mg **Step 2 — Compare:** written 600 mg vs correct 90 mg → the decimal/zero error is caught **Step 3 — Action:** do NOT administer; correct the chart to 90 mg and re-verify with a second person

Answer: Correct dose is 90 mg; the 600 mg order is a dangerous error — this is why every chemotherapy calculation is double-checked.

11. Practice Numericals (unworked — answers only)

P1. Patient: 70 kg, height 170 cm. Protocol orders 80 mg/m^2. Calculate the dose. **Answer: ≈ 145 mg** (BSA ≈ 1.82 m^2; 80 × 1.82 = 145.4 mg.)

P2. Man, 60 kg, age 50, SCr 1.2 mg/dL. Calculate CrCl. **Answer: ≈ 62.5 mL/min** ((140 − 50) × 60 = 5400; 72 × 1.2 = 86.4; 5400 / 86.4 = 62.5.)

P3. Woman, 60 kg, age 60, SCr 1.5 mg/dL. Calculate CrCl. **Answer: ≈ 37.8 mL/min** ((140−60)×60×0.85=4080; 72×1.5=108; 4080/108=37.78.)

P4. Patient with CrCl 20 mL/min takes Drug X (kidney-cleared), normal dose 600 mg every 12 hours. Using the interval-extension method with doubled interval, what is the new regimen? **Answer: 600 mg every 24 hours.**

P5. Drug Z (liver-cleared), normal dose 200 mg once daily, patient has moderate liver failure. Using the "reduce by half" teaching rule, what is the new dose? **Answer: 100 mg once daily (confirm per latest guidelines).**

12. Examples (non-numerical)

1. **Chemotherapy:** A 60 kg adult (BSA ≈ 1.66 m^2) prescribed at 75 mg/m^2 receives ~125 mg — every decimal point double-checked because these drugs have a narrow safety margin.
2. **Renal:** An elderly woman with CrCl 24 mL/min gets her kidney-cleared drug at a longer interval instead of the normal interval — preventing dangerous accumulation.

3 **Hepatic:** A patient with moderate liver failure receives half the normal dose of a liver-cleared sedative — avoiding over-sedation and breathing problems.

4 **Method choice:** A patient who needs a strong peak effect may get dose-reduction (smaller dose, same timing); a patient where timing matters less may get interval-extension — the pharmacist helps choose.

5 **Error caught:** Double-checking a chemotherapy chart catches a 10-fold (zero) error before it reaches the patient — the most important "example" of all.

13. Analogies

1 **The tailor's measuring tape:** BSA dosing is like a tailor measuring both height and waist before cutting cloth — weight alone is like measuring only the waist.

2 **The half-blocked drain:** Kidney failure is a half-blocked sink drain — pour less water (smaller dose) or pour less often (longer gap) to avoid overflow (toxicity).

3 **The slow factory:** Liver failure is a factory running at half speed — send it half the raw material (half the dose) or the warehouse overflows.

4 **The narrow bridge:** Chemotherapy dosing is crossing a narrow bridge — too far left (too little) you fall into treatment failure; too far right (too much) you fall into poisoning. Exact calculation keeps you on the bridge.

5 **The two-pilot rule:** Double-checking chemotherapy math is like having two pilots in a cockpit — one calculates, the other verifies, and the patient lands safely.

14. Pharmacy Relevance

- The pharmacist is often the final person to verify a chemotherapy calculation before preparation — the "second checker" who catches decimal and zero errors.
- In wards, the pharmacist calculates CrCl for patients on kidney-cleared drugs and recommends the adjusted dose or interval to the doctor.
- For liver-failure patients, the pharmacist flags liver-cleared drugs and suggests stepwise reductions.
- The pharmacist chooses between the dose-reduction and interval-extension methods based on the drug's properties and the patient's needs.
- The pharmacist monitors for signs of accumulation/toxicity and for treatment failure, completing the safety loop.
- Patient counselling includes explaining *why* their dose differs from the "normal" dose, improving acceptance and adherence.

15. India Context

- Dose calculation is a core skill tested in Indian pharmacy practice; chemotherapy, renal, and hepatic adjustments appear regularly in clinical postings and examinations.

- Many Indian hospitals use the Cockcroft-Gault equation at the bedside because it needs only age, weight, sex, and a routine blood test — no costly equipment.
- BSA-based chemotherapy dosing is standard in Indian oncology units; double-checking by a second qualified person is the expected safety practice.
- Always follow the latest national/institutional protocols and drug information sources for the exact adjustment of each specific drug — this chapter teaches the method, not drug-specific orders.

16. Key Points

1. Chemotherapy dose (mg) = ordered mg/m² × BSA; BSA = √[height(cm) × weight(kg) / 3600].
2. Always double-check chemotherapy calculations with a second person — narrow safety margin.
3. Cockcroft-Gault: CrCl = [(140 − age) × weight × (0.85 if female)] / (72 × SCr in mg/dL); answer in mL/min.
4. Never judge kidney function by serum creatinine alone — age, weight, and sex change the meaning.
5. Renal adjustment = smaller dose OR longer interval (or both), scaled to CrCl bands.
6. Hepatic adjustment applies mainly to liver-cleared drugs: mild → monitor/small cut; moderate → ~half; severe → large cut or avoid.
7. Monitor every adjusted patient for both treatment failure (too little) and toxicity (too much).
8. These are teaching examples — confirm exact per-drug adjustments in the latest guidelines.

17. Common Confusions

- **BSA vs weight:** BSA is not weight. It combines height and weight (m²). Chemotherapy uses BSA, not mg/kg, in most protocols.
- **Serum creatinine vs creatinine clearance:** SCr (mg/dL) is the blood level; CrCl (mL/min) is the kidney's filtering speed estimated from SCr plus age, weight, sex. Same SCr can mean very different CrCl in different patients.
- **The 0.85 factor:** It applies ONLY to female patients in Cockcroft-Gault (correction for lower average muscle mass). For males the factor is 1 (it is simply omitted).
- **Units:** SCr must be in mg/dL for this formula version. If the lab reports µmol/L, convert first (or use the matching formula version) — mixing units is a classic error.
- **Dose-reduction vs interval-extension:** Both lower total drug exposure; reduction shrinks each dose, extension stretches the gap. They are alternatives, not to be applied together blindly.
- **"All drugs need renal adjustment":** Only drugs cleared mainly by the kidneys need it. A liver-cleared drug in kidney failure usually needs no renal change (and vice versa).

18. Common Mistakes

1. Forgetting the square root in the BSA formula — writing BSA = height × weight / 3600 without √ gives a wildly wrong number.

2 Forgetting the 0.85 factor for female patients in Cockcroft-Gault.

3 Using serum creatinine in µmol/L directly in the mg/dL formula — always check units.

4 Multiplying mg/m² by weight (kg) instead of BSA (m²) — unit mismatch, wrong dose.

5 Decimal/zero slips in chemotherapy math (e.g., 90 mg written as 900 mg) — always double-check.

6 Adjusting the dose of a drug that doesn't need it (e.g., renally adjusting a purely liver-cleared drug).

7 Quoting a specific drug's adjustment from memory instead of checking the latest guideline for that drug.

19. Mnemonics

- **BSA formula — "Root H-W-3600": BSA = √ (Height × Weight / 3600)**. ("Take the root of H times W over 3600.")
- **Chemo dose — "M × B": M**g per m² **× B**SA = dose in mg.
- **Cockcroft-Gault — "140 minus AGE, times WEIGHT, over 72 times CREAT":** numerator = (140 − age) × weight (× 0.85 if female); denominator = 72 × creatinine.
- **Renal methods — "D-I": D**ose down or **I**nterval out.
- **Hepatic grades — "M-M-S, cut-less, cut-half, cut-most": M**ild → small cut, **M**oderate → half, **S**evere → large cut/avoid.
- **Safety — "Calculate, Check, Counsel":** calculate every step, check with a second person (chemo), counsel the patient.

20. Exam Summary

Dose calculation in special situations rests on three methods. (1) **Chemotherapy:** doses are ordered per body surface area (mg/m²) because BSA reflects body size better than weight alone. BSA = √[height(cm) × weight(kg)/3600]; dose (mg) = ordered mg/m² × BSA. Every step is shown and the result is double-checked because these drugs have a narrow safety margin. (2) **Renal failure:** kidney function is estimated as creatinine clearance using Cockcroft-Gault — CrCl = [(140 − age) × weight(kg) × (0.85 if female)]/(72 × SCr in mg/dL), in mL/min. For kidney-cleared drugs, the dose is reduced or the interval extended in bands (e.g., teaching pattern: >50 normal, 30–50 moderate reduction, 10–30 large reduction/longer interval, <10 specialist care) — illustrative; confirm per drug. (3) **Hepatic failure:** for drugs mainly broken down by the liver, doses are cut stepwise with mild/moderate/severe failure (teaching pattern: mild → monitor/small cut, moderate → about half, severe → large cut or avoid). Two renal methods exist: dose-reduction (smaller dose, same gap) and interval-extension (same dose, longer gap). Classic errors are forgetting the square root, forgetting 0.85 for females, mixing creatinine units, and decimal slips — prevented by showing every step and double-checking. Exact per-drug adjustments always follow the latest guidelines.

21. One-Minute Revision

- BSA = √(height × weight / 3600); chemo dose = mg/m² × BSA; DOUBLE-CHECK.
- Cockcroft-Gault: [(140 − age) × wt × (0.85 if female)] / (72 × SCr mg/dL) = mL/min.
- Renal: kidney-cleared drug + low CrCl → smaller dose OR longer gap (D-I).

- Hepatic: liver-cleared drug + liver failure → mild: watch; moderate: ~half; severe: big cut/avoid.
- Units! SCr in mg/dL. Don't forget √ and 0.85.
- Teaching examples — confirm exact numbers per drug in latest guidelines.

22. Questions

Short Answer Questions

1 Define Body Surface Area and state why chemotherapy dosing uses it.

2 Write the formula for BSA and the formula for calculating a chemotherapy dose from it.

3 Write the Cockcroft-Gault equation with units.

4 Why can't kidney function be judged by serum creatinine alone?

5 Name the two methods of renal dose adjustment.

6 Which type of drugs need dose reduction in liver failure?

7 What is the 0.85 factor in the Cockcroft-Gault equation, and when is it used?

8 Why must chemotherapy calculations be double-checked?

Long Answer Questions

1 Explain the concept of BSA-based chemotherapy dosing. Calculate the dose for a 60 kg, 165 cm patient ordered at 75 mg/m^2, showing every step.

2 Derive creatinine clearance using the Cockcroft-Gault equation for a 70-year-old, 60 kg man with serum creatinine 1.8 mg/dL (show every step), and explain how you would adjust a kidney-cleared drug for him.

3 Explain dose adjustment in hepatic failure: which drugs need it, how failure is graded, and how doses are reduced — with a worked example.

4 Compare the dose-reduction method and the interval-extension method of renal dose adjustment, with one worked example of each.

MCQs (with Answer Keys)

1 The formula for Body Surface Area (Mosteller) is:

a) height × weight b) √[height(cm) × weight(kg) / 3600] c) weight / height^2 d) (140 − age) × weight / 72
Answer: b

1 A patient has BSA 1.5 m^2 and the protocol orders 60 mg/m^2. The correct dose is:

a) 600 mg b) 90 mg c) 40 mg d) 150 mg **Answer: b**

1 In the Cockcroft-Gault equation, the factor 0.85 is applied for:

a) Male patients b) Female patients c) Children only d) Elderly men only **Answer: b**

1 A 70-year-old, 60 kg man has serum creatinine 1.8 mg/dL. His estimated CrCl is about:

a) 90 mL/min b) 62 mL/min c) 32 mL/min d) 10 mL/min **Answer: c**

1 Which drug type needs dose reduction in RENAL failure?

a) Drugs cleared mainly by the kidneys b) Drugs cleared mainly by the liver c) Drugs removed by breathing d) All drugs equally **Answer: a**

1 Interval-extension method of renal adjustment means:

a) Smaller dose at the same time gap b) Same dose given after a longer time gap c) Larger dose more often d) Stopping the drug permanently **Answer: b**

1 In moderate liver failure, a liver-cleared drug's dose is (teaching pattern):

a) Doubled b) Kept exactly the same always c) Reduced, often by about half d) Given only once a year **Answer: c**

1 The most dangerous common arithmetic error in chemotherapy dosing is:

a) Using a pen instead of pencil b) A decimal/zero slip (e.g., 90 mg written as 900 mg) c) Writing the patient's name d) Rounding to whole numbers **Answer: b**

Viva Questions

1 State the BSA formula and its units.

2 Why is BSA preferred over weight alone for chemotherapy?

3 Recite the Cockcroft-Gault equation.

4 What units must serum creatinine be in for this equation?

5 Your patient's CrCl is 25 mL/min and the drug is kidney-cleared — what are your two adjustment options?

6 Which failure — renal or hepatic — matters for a drug broken down by the liver?

7 What do you check before administering a calculated chemotherapy dose?

Application-Based Questions

1 You receive a chemotherapy order: "Drug Y 75 mg/m^2" for a 60 kg, 165 cm patient, but the chart says 200 mg. Show your full calculation, identify the problem, and state your action as the pharmacist.

2 A 65-year-old woman (55 kg, SCr 2.0 mg/dL) is prescribed a kidney-cleared antibiotic at the normal adult dose. Calculate her CrCl with all steps, decide if adjustment is needed, and propose an adjusted regimen with reasoning.

3 A patient with moderate liver failure is on three drugs: one kidney-cleared, one liver-cleared, one removed unchanged in urine. Which need dose changes and why? Show the adjusted dose for the liver-cleared one (normal 100 mg twice daily) using the teaching rule.

23. References

- Shargel — Comprehensive Pharmacy Review
- Parthasarathi, Hansen & Nahata — A Textbook of Clinical Pharmacy Practice
- Merchant & Qadry — A Textbook of Hospital Pharmacy
- Hassan — Hospital Pharmacy
- Harman — Handbook of Pharmacy – Health Care
- Parmar — Health Education and Community Pharmacy

(Dose-adjustment values in this chapter are illustrative teaching examples. For any specific drug, follow the latest official guidelines/protocols and confirm the current edition.)